



**PADMABHUSHAN VASANTRAODADA PATIL MAHAVIDYALAYA**  
KAVATHE MAHANKAL, Dist. Sangli (Maharashtra) Pin- 416 405  
**Acting Principal Prof. (Dr.) M.K.Patil** M.Sc., M.Phil., Ph.D. Mob. 9405649190  
Phone- 02341-295220 Email: kmpvp@rediffmail.com Website: www.pvpkm.ac.in  
**Jr. College Index No. J 22.04.002**

## Criteria 2- Teaching Learning and Evaluation

### Key Indicator 2.6 Student Performance and Learning Outcomes

#### Metric No. 2.6.2 Attainment of POs and COs are evaluated

### Academic Year 2020-21

Sr. No.	Name of Department
1	English
2	Hindi
3	Marathi
4	History
5	Political Science
6	Psychology
7	Sociology
8	Economics
9	Geography
10	Physical Education
11	Chemistry
12	Physics
13	Botany
14	Zoology
15	Mathematics
16	Statistics
17	Commerce

**Shikshan Prasarak Sanstha's  
Padmabhushan Vasantodada Patil Mahavidyalaya, Kavathe Mahankal**

**DEPARTMENT OF ENGLISH**

**ACADEMIC YEAR 2020-21**

**Programme Outcomes (PO) B.A.**

**Vision**

To empower students in the rural drought-prone area of western Maharashtra through the study of English language and literature, fostering critical thinking, creativity, and communication skills that will enable them to thrive in a rapidly changing world.

**Mission**

1. To provide high-quality education in English language and literature to students in the rural drought-prone area of western Maharashtra, equipping them with the skills and knowledge necessary for personal and professional success.
2. To cultivate a love for literature, language, and creative expression among students, encouraging them to explore diverse cultural perspectives and develop their own unique voices.
3. To foster a supportive and inclusive learning environment that values diversity, promotes collaboration, and celebrates the rich heritage of the region.
4. To prepare students to be effective communicators, critical thinkers, and lifelong learners who can adapt to the demands of the 21st century globalized world.
5. To engage with the local community and leverage resources to create opportunities for students to apply their English language skills in real-world contexts, contributing to the socio-economic development of the region.

After completion of BA Programme student will be able to,

**PO 1:** Get insights into the socio-economic and political issues at local to global.

**PO 2:** Good employability Skills as per the current need of society to compete in the competitive world.

**PO 3:** Capable for addressing complex social and environmental issues from a problem oriented interdisciplinary perspective and also assess the its impact on the environment and society.

**PO 4:** To foster the practice of creative writing and studies in applied language skills.

**Programme Specific Outcome (PSO)**

**PSO 1:** After completion of the B.A. in English, students will communicate in English effectively which will be helpful to improve professional and social ethics.

**PSO 2:** Students will be confident at Listening, Speaking, Reading, and Writing skills.

**PSO 3:** Students will be a good reader of the literature and it will make them to study the different cultures through the literature.

**PSO 4:** Literature will change their attitude towards the personal and social life and it will be helpful to make them sensible person and responsible citizen.

## Course Outcomes (CO)

### **Course 1: Modern Indian Writing in English Translation I**

After successfully completing this course students will be able to:

**CO 1.1:** Understand the translated modern Indian Literature in English

**CO 1.2:** Study the short story as a form of Literature.

### **Course 2: Modern Indian Writing in English Translation II**

After successfully completing this course students will be able to:

**CO 2.1:** Develop the literary competence among them.

**CO 2.2:** Study the poetry as a form of literature.

### **Course 3: Literature and Cinema I**

After successfully completing this course students will be able to:

**CO 3.1:** Understand the film and its relationship to literature.

**CO 3.2:** Develop the critical approaches to engage with film adaptation.

### **Course 4: Partition Literature I**

After successfully completing this course students will be able to:

**CO 4.1:** Create an awareness of partition scenario among them.

**CO 4.2:** Elaborate on the impact of partition on society.

### **Course 5: Literature and Cinema II**

After successfully completing this course students will be able to:

**CO 5.1:** Acquire film literacy through working knowledge of basic film technology.

**CO 5.2:** Understand the issues and practices of cinematic adaptation.

### **Course 6: Partition Literature II**

After successfully completing this course students will be able to:

**CO 6.1:** Understand the partition literature through short stories.

**CO 6.2:** Explain the hidden human dimensions of the partition.

### **Course 7: Introduction to Literary Criticism-I**

After successfully completing this course students will be able to:

**CO 7.1:** Understand the major trends in criticism

**CO 7.2:** Interpret critical concepts.

### **Course 8: English Poetry-I**

After successfully completing this course students will be able to:

**CO 8.1:** Trace the development of English Poetry from the days of Shakespeare to the contemporary India.

**CO 8.2:** Appreciate and Analyse poems properly.

### **Course 9: English Drama-I**

After successfully completing this course students will be able to:

**CO 9.1:** Understand the different forms of Drama.

**CO 9.2:** Relate the drama to their ideological or Socio-political context.

**Course 10: English Novel- I**

After successfully completing this course students will be able to:

**CO 10.1:** Understand the different forms of Novel.

**CO 10.2:** Relate the Novel to their ideological or Socio-political context.

**Course 11: Language and Linguistics-I**

After successfully completing this course students will be able to:

**CO 11.1** Understand the concept of communication

**CO 11.2:** Get knowledge of verities of the English Language.

**Course 12: Introduction to Literary Criticism-II**

After successfully completing this course students will be able to:

**CO 12.1:** Study the original contribution to literary criticism.

**CO 12.2:** Understand the meaning and appreciate the poems Critically.

**Course 13: English Poetry-II**

After successfully completing this course students will be able to:

**CO 13.1:** Understand the poetry gives intellectual, moral and linguistic pleasures.

**CO 13.2:** Get knowledge of poetry various cultures and traditions.

**Course 14: English Drama-II**

After successfully completing this course students will be able to:

**CO 14.1:** Improve their creative and imaginative faculties through the reading of drama.

**CO 14.2:** Know about various aspects of the drama.

**Course 15: English Novel- II**

After successfully completing this course students will be able to:

**CO 15.1:** Improve their creative and imaginative faculties through the reading of novel.

**CO 15.2:** Know about various aspects of the Novel.

**Course 16: Language and Linguistics-II**

After successfully completing this course students will be able to:

**CO 16.1:** Know the different levels of study of the English Language.

**CO 16.2:** Understand the Basic Units of Grammar.

Step 4: Defining relation between Course Outcomes (COs) and POs/PSOs for each course to obtain overall CO mapping with each POs/PSOs. (Course Articulation Matrix)

In this step, CO's of each course are mapped with PO's & PSO's. A correlation is established between CO's and PO's / PSO's in the scale of 0 to 3. 0 if there is no correlation between CO's and PO's / PSO's, 1 being low, 2 being median and 3 being high.

For example, suppose program XYZ (say) has 4 PO's & 4 PSO's. Then, course articulation matrix for a course – 1 (say) with two CO's is as follows.

**CO's – PO's & PSO's mapping matrix (1-low, 2-medium, 3-high, 0-No correlation)**

CO's	PO's / PSO's							
	PO1	PO2	PO3	PO4	PSO1	PSO2	PSO3	PSO4
CO 1.1	2	1	3	2	1	2	3	3
CO 1.2	2	1	3	3	1	2	2	3

In the same way we have course articulation matrices for all courses in that Program.

**CO's – PO's & PSO's mapping matrix (1-low, 2-medium, 3-high, 0-No correlation)**

CO's	PO's / PSO's							
	PO1	PO2	PO3	PO4	PSO1	PSO2	PSO3	PSO4
CO 1.1	2	1	3	2	1	2	3	3
CO 1.2	2	1	3	3	1	2	2	3
CO 2.1	1	2	1	3	2	2	3	3
CO 2.2	2	1	2	3	1	2	3	3
CO 3.1	3	1	3	1	2	2	3	3
CO 3.2	3	2	3	2	2	2	3	3
CO 4.1	3	0	3	2	2	1	3	3
CO 4.2	3	1	3	1	2	1	2	3
CO 5.1	0	3	1	2	1	1	1	2
CO 5.2	0	3	2	1	3	1	3	3
CO 5.3	3	0	3	2	2	2	3	3
CO 5.4	3	0	3	2	3	2	3	3
CO 6.1	1	1	2	3	2	1	3	3
CO 6.2	2	2	3	2	2	2	2	3
CO 7.1	3	1	2	2	1	1	2	3

CO 7.2	2	2	3	1	2	2	3	3
CO 8.1	3	2	2	2	1	2	3	3
CO 8.2	3	2	3	1	3	2	3	3
CO 9.1	3	2	2	2	1	2	3	3
CO 9.2	3	2	3	1	3	2	3	2
CO 10.1	2	3	2	3	2	3	2	3
CO 10.2	1	3	2	2	1	2	1	3
CO 10.3	1	1	2	3	2	1	2	3
CO 10.4	1	1	2	2	2	1	2	2
CO 11.1	2	3	3	1	3	1	3	3
CO 11.2	3	3	3	1	3	0	3	3
CO 12.1	2	3	1	2	3	2	3	3
CO 12.2	3	2	3	3	2	2	3	3
CO 13.1	2	3	1	2	3	2	3	3
CO 13.2	3	2	3	3	2	2	3	3
CO 14.1	2	3	3	3	2	3	2	3
CO 14.2	1	3	2	3	2	3	3	3
CO 15.1	2	1	3	2	1	2	3	3
CO 15.2	2	1	3	3	1	2	2	3
CO 16.1	1	2	1	3	2	2	3	3
CO 16.2	2	1	2	3	1	2	3	3

Step 5: Development of overall CO's-PO's mapping matrix for all courses (Program Articulation Matrix).

The CO levels corresponding to each PO/PSO in course articulation matrix are averaged to obtain overall level of relation of course with each PO & PSO. For example, the overall relation of course – 1 (say) are reported the following matrix.

CO's	PO's / PSO's							
	PO1	PO2	PO3	PO4	PSO1	PSO2	PSO3	PSO4
CO 1.1	2	1	3	2	1	2	3	3
CO 1.2	2	1	3	3	1	2	2	3
Average ( $X_{1,..,i}$ )	2	1	3	2.5	1	2	2.5	3

Similarly, the overall level of relation of all the courses in the program is established. These levels are reported in the matrix form and this matrix is called as the program articulation matrix. For example, if the program XYZ has 16 courses then the program articulation matrix will be as follows.

**Program Articulation Matrix**

ID	Course name	$X_{i,..,1}$	$X_{i,..,2}$	$X_{i,..,3}$	$X_{i,..,4}$	$X_{i,..,5}$	$X_{i,..,6}$	$X_{i,..,7}$	$X_{i,..,8}$
$C_1$	Course_1	2	1	3	2.5	1	2	2.5	3
$C_2$	Course_2	1.5	1.5	1.5	3	1.5	2	3	3
$C_3$	Course_3	3	1.5	3	1.5	2	2	3	3
$C_4$	Course_4	3	0.5	3	1.5	2	1	2.5	3
$C_5$	Course_5	0	3	1.5	1.5	2	1	2	2.5
$C_6$	Course_6	3	0	3	2	2.5	2	3	3
$C_7$	Course_7	1.5	1.5	2.5	2.5	2	1.5	2.5	3
$C_8$	Course_8	2.5	1.5	2.5	1.5	1.5	1.5	2.5	3
$C_9$	Course_9	3	2	2.5	1.5	2	2	3	3
$C_{10}$	Course_10	3	2	2.5	1.5	2	2	3	2.5
$C_{11}$	Course_11	1.5	3	2	2.5	1.5	2.5	1.5	3
$C_{12}$	Course_12	1	1	2	2.5	2	1	2	2.5
$C_{13}$	Course_13	2.5	3	3	1	3	0.5	3	3
$C_{14}$	Course_14	2.5	2.5	2	2.5	2.5	2	3	3
$C_{15}$	Course_15	2.5	2.5	2	2.5	2.5	2	3	3
$C_{16}$	Course_16	1.5	3	2.5	3	2	3	2.5	3

Step 6: Methodology for measuring of Course Outcomes (CO's), Program Specific Outcomes (PSO's) and Program Outcomes (PO's) and setting up the target level.

In this step, methodology for measuring the attainment level of learning outcomes is defined and the target levels for the batch are defined.

➤ **Methodology for the attainment of learning outcomes for this year:**

Details of a program:

- Name of the Program: XYZ
- Program has  $n_1$  PO's, say,  $PO_1, PO_2, \dots, PO_{n_1}$
- Program has  $n_2$  PSO's, say,  $PSO_1, PSO_2, \dots, PSO_{n_2}$

Let  $n = n_1 + n_2$ , total number of PO's and PSO's.

- For convenience, let us denote the PO's & PSO's  $PO_1, PO_2, \dots, PO_{n_1}, PSO_1, PSO_2, \dots, PSO_{n_2}$  by  $P_1, P_2, \dots, P_n$
- Program has  $m$  courses, say,  $C_1, C_2, \dots, C_m$
- Each course  $C_i$  has  $k$  course outcomes (CO's) denoted as  $CO_{i,1}, CO_{i,2}, \dots, CO_{i,k}$ ,  $i = 1, 2, \dots, m$ . and  $k$  represents the number of outcomes particularly that of course.

Course articulation matrices and program articulation matrix are obtained as discussed in previous steps. Let  $X_{i,j,l}$  be the level of correlation of  $CO_{i,j}$  with  $P_l$  where,  $i = 1, 2, \dots, m$ ,  $j = 1, 2, \dots, k$ ,  $l = 1, 2, \dots, n$ . Then, the overall CO levels with PO's & PSO's of course  $C_i$  is computed as  $X_{i,l} = \frac{1}{k} \sum_{j=1}^k X_{ijl}$  Here  $k$  be the number of outcome in the average course taken,

## Attainment of COs:

The CO attainment levels are measured based on the results of the internal assessment and external examination conducted by the university. The CO attainment level based on internal assessment and external assessment are computed separately.

Attainment levels based on internal/external assessment method are defined as follows:

**Level 1:** Average of student marks belongs to the class 0% - 20% for that assessment method

**Level 2:** Average of student marks belongs to the class 20% - 40% for that assessment method

**Level 3:** Average of student marks belongs to the class 40% - 60% for that assessment method

**Level 4:** Average of student marks belongs to the class 60% - 80% for that assessment method

**Level 5:** Average of student marks belongs to the class 80%-100% for that assessment method

Let  $ALC_E$  and  $ALC_I$  be the CO attainment level of the course based on external assessment and internal assessment respectively. The overall CO attainment of the course is calculated by taking 100% weight age to external assessment .

$$ALC = ALC_E.$$

Let  $ALC_1, ALC_2, \dots, ALC_m$  be the attainment levels of the courses  $C_1, C_2, \dots, C_m$  respectively.

The overall course attainment levels are categorized as below,

Level 1: Poor – if  $0 < ALC_i \leq 1$ ,

Level 2: Average – if  $1 < ALC_i \leq 2$ ,

Level 3: Good – if  $2 < ALC_i \leq 3$ ,

Level 4: Very Good – if  $3 < ALC_i \leq 4$ ,

Level 5: Excellent – if  $4 < ALC_i \leq 5$ .

For every course, we have set Very Good – Attained as target level that is we are aiming minimum level 4 (Very good) and how the course status is attained in the performance of abilities of students.

At the end we will have attainment levels of all the courses,

ID	Course name	$ALC_i$	Level	Status
$C_1$	Course_1	3	Good	Not Attained
$C_2$	Course_2	4	Very Good	Attained
$C_3$	Course_3	3	Good	Not Attained
$C_4$	Course_4	3	Good	Not Attained
$C_5$	Course_5	3	Good	Not Attained
$C_6$	Course_6	3	Good	Not Attained
$C_7$	Course_7	4	Very Good	Attained
$C_8$	Course_8	4	Very Good	Attained

$C_9$	Course_9	4	Very Good	Attained
$C_{10}$	Course_10	4	Very Good	Attained
$C_{11}$	Course_11	3	Good	Not Attained
$C_{12}$	Course_12	3	Good	Not Attained
$C_{13}$	Course_13	4	Very Good	Attained
$C_{14}$	Course_14	4	Very Good	Attained
$C_{15}$	Course_15	4	Very Good	Attained
$C_{16}$	Course_16	3	Good	Not Attained

Step 7: Calculation of attainment levels of PO's and PSO's.

➤ **Attainment of PO's & PSO's:**

The attainment of PO's & PSO's are calculated using direct method. In direct method the attainment of PO's & PSO's are calculated through the attainment levels of courses. The course attainment values ( $ALC_i$ ,  $i = 1, 2, 3, \dots, m$ ) and the overall level of relation of course with each PO and PSO ( $X_{i, l}$ ,  $i = 1, 2, 3, \dots, m$ ,  $l = 1, 2, 3, \dots, n$ ) are used to compute direct attainment level of each PO and PSO.

**Direct Assessment:** Direct attainment level of the  $l^{th}$ , PO's & PSO's is calculated as follows.

$$DALP_l = \frac{1}{\sum_{i=1}^m ALC_i} \sum_{i=1}^m x_{i,l} * ALC_i, l=1,2,\dots,n.$$

ID	Course name	ALCi	$X_{i, l}$	$ALC_i * X_{i, l}$
$C_1$	Course_1	3	2	6
$C_2$	Course_2	4	1.5	6
$C_3$	Course_3	3	3	9
$C_4$	Course_4	3	3	9
$C_5$	Course_5	3	0	0
$C_6$	Course_6	3	3	9
$C_7$	Course_7	4	1.5	6
$C_8$	Course_8	4	2.5	10
$C_9$	Course_9	4	3	12
$C_{10}$	Course_10	4	3	12
$C_{11}$	Course_11	3	1.5	4.5
$C_{12}$	Course_12	3	1	3
$C_{13}$	Course_13	4	2.5	10
$C_{14}$	Course_14	4	2.5	10
$C_{15}$	Course_15	4	2.5	10
$C_{16}$	Course_16	3	1.5	4.5
	Sum	56		121
			$DALP_l=121/56$	2.1607

Similarly, we have to find attainment levels of all PO's and PSO's.

Sr. No.	ALC <sub>i</sub>	X <sub>i, ..1</sub>	X <sub>i, ..2</sub>	X <sub>i, ..3</sub>	X <sub>i, ..4</sub>	X <sub>i, ..5</sub>	X <sub>i, ..6</sub>	X <sub>i, ..7</sub>	X <sub>i, ..8</sub>
1	3	2	1	3	2.5	1	2	2.5	3
2	4	1.5	1.5	1.5	3	1.5	2	3	3
3	3	3	1.5	3	1.5	2	2	3	3
4	3	3	0.5	3	1.5	2	1	2.5	3
5	3	0	3	1.5	1.5	2	1	2	2.5
6	3	3	0	3	2	2.5	2	3	3
7	4	1.5	1.5	2.5	2.5	2	1.5	2.5	3
8	4	2.5	1.5	2.5	1.5	1.5	1.5	2.5	3
9	4	3	2	2.5	1.5	2	2	3	3
10	4	3	2	2.5	1.5	2	2	3	2.5
11	3	1.5	3	2	2.5	1.5	2.5	1.5	3
12	3	1	1	2	2.5	2	1	2	2.5
13	4	2.5	3	3	1	3	0.5	3	3
14	4	2.5	2.5	2	2.5	2.5	2	3	3
15	4	2.5	2.5	2	2.5	2.5	2	3	3
16	3	1.5	3	2.5	3	2	3	2.5	3
Sum	56	34	29.5	38.5	33	32	28	42	46.5

Sr. No.	$ALC_i^*$ $X_{i, \dots, 1}$	$ALC_i^*$ $X_{i, \dots, 2}$	$ALC_i^*$ $X_{i, \dots, 3}$	$ALC_i^*$ $X_{i, \dots, 4}$	$ALC_i^*$ $X_{i, \dots, 5}$	$ALC_i^*$ $X_{i, \dots, 6}$	$ALC_i^*$ $X_{i, \dots, 7}$	$ALC_i^*$ $X_{i, \dots, 8}$
1	6	3	9	7.5	3	6	7.5	9
2	6	6	6	12	6	8	12	12
3	9	4.5	9	4.5	6	6	9	9
4	9	1.5	9	4.5	6	3	7.5	9
5	0	9	4.5	4.5	6	3	6	7.5
6	9	0	9	6	7.5	6	9	9
7	6	6	10	10	8	6	10	12
8	10	6	10	6	6	6	10	12
9	12	8	10	6	8	8	12	12
10	12	8	10	6	8	8	12	10
11	4.5	9	6	7.5	4.5	7.5	4.5	9
12	3	3	6	7.5	6	3	6	7.5
13	10	12	12	4	12	2	12	12
14	10	10	8	10	10	8	12	12
15	10	10	8	10	10	8	12	12
16	4.5	9	7.5	9	6	9	7.5	9
Sum	121	105	134	115	113	97.5	149	163
$DALP_1$	2.1607	1.875	2.3929	2.0536	2.0179	1.7411	2.6607	2.9107

Step 8: Comparison of target level with obtained PO attainment.

In this step the target level of PO's and PSO's attainment are compared with obtained  $DALP_1$

Attainment levels are defined as stated below.

Level 1: Poor – if  $0 < ALC_i \leq 1$ ,

Level 2: Average – if  $1 < ALC_i \leq 1.5$ ,

Level 3: Good – if  $1.5 < ALC_i \leq 2$ ,

Level 4: Very Good – if  $2 < ALC_i \leq 2.5$ ,

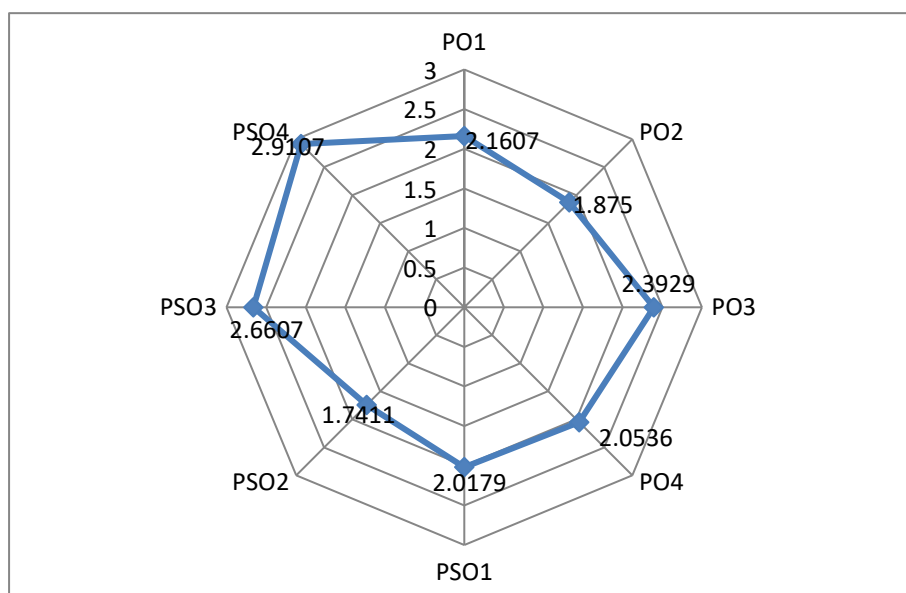
Level 5: Excellent – if  $2.5 < ALC_i \leq 3$ .

For every PO's and PSO's, we have set level 4 as target level that is we are aiming minimum level 4 (Very good) in the performance of abilities of students.

Attainment level of all the POs and PSOs

PO's	<i>DALP<sub>i</sub></i>	Level	Status
PO1	2.1607	Very Good	Attained
PO2	1.875	Good	Not Attained
PO3	2.3929	Very Good	Attained
PO4	2.0536	Very Good	Attained
PSO1	2.0179	Very Good	Attained
PSO2	1.7411	Good	Not Attained
PSO3	2.6607	Excellent	Attained
PSO4	2.9107	Excellent	Attained

$P_i$  attainment target level say, 4, indicates that, the department is aiming minimum level-4(very good) in the performance of abilities of students.



Step 9: Planned actions:

Remedial Actions:

Planned actions for course attainment: Courses having course level less than level-4 are addressed by designing the different remedial measures like assignment/tutorials/remedial teaching.

Planned actions for program outcome attainment: PO's and PSO's with level attainment less than level-4 are addressed by planning remedial measures for the corresponding courses with respect to  $P_i$ .

Shikshan Prasarak Sansth's

Padmabhushan Vasantraodad Patil Mahavidyalaya, Kavathe Mahankal

## Department of Hindi

Academic Year 2020-21

**Mechanism for framing Learning Outcomes and Measuring their**

**Attainment Step 1:** Defining the Vision and Mission of the Department.

**Vision :** 1.विद्यार्थियों के गुणात्मक उन्नति पर ध्यान केंद्रित करना।  
2.सामाजिक मानवीय मूल्यों की रक्षा करना।  
3.हिंदी विषय के प्रति विद्यार्थियों में रुचि निर्माण करना।  
4.राष्ट्रीय एकता में बढ़ोत्तरी करना ।

**Mission :** 1.साहित्य आस्वादन तथा मूल्यांकन क्षमता को निर्माण करना।  
2.हिंदी भाषा एवं साहित्य को समकालीन परिपेक्ष्य के साथ जोड़ देना।  
3.छात्रों को भाषिक कौशल्य द्वारा रोजगारन्मुख निर्माण करना।  
4.नैतिक मूल्य, राष्ट्रीय मूल्य एवं उत्तरदायित्व के प्रति आस्था निर्माण करना।  
5.छात्रों की विचार क्षमता तथा कल्पनाशीलता का विकास करना।

**Step 2:** Defining Program Outcomes (PO's) and Program Specific Outcomes (PSO's) of the program.

Program Outcomes: B.A.

After completion of B. A. program Students will be able to,

PO1: छात्रों को हिंदी के विभिन्न विधाओं के माध्यम से साहित्यकारों की रचनाओं का ज्ञान प्राप्त हुआ ।

PO2: विद्यार्थियों को हिंदी भाषा की रुचि बढ़ गई ।

PO3: विद्यार्थी का लेखन कौशल विकसित हुआ ।

PO4: विद्यार्थियों को भाषा के विविध बोलियों का ज्ञान अवगत हुआ ।

Program Specific Outcomes: B.A. Hindi

After completion of graduation in B. A. Hindi students will be able to,

PSO1: छात्रों को रचनाकारों के विधाओं के माध्यमसे उनकी जानकारी प्राप्त हुई ।

PSO2: सामाजिक, सांस्कृतिक, राजनीतिक और साहित्य की जानकारी विद्यार्थियों को प्राप्त हुई।

PSO3: हिंदी की विभिन्न विधाओं के ज्ञान से छात्र के लेखन की रुचि बढ़ गई ।

PSO4: हिंदी के पाठ्यक्रम का अध्ययन करने के बाद विद्यार्थियों की वैचारिक और संशोधन दृष्टि प्राप्त हुई ।

## Course Outcomes

### B.A.I Sem.- I हिंदी कविता पेपर – I

Course Outcomes : After successful completion of this course, the students will be able to:

CO1 : आधुनिक हिंदी के प्रतिनिधि कविताओं की जानकारी प्राप्त हुई।

CO2 : पद्यात्मक रचना के प्रति रुचि बढ़ गई।

### B.A.I Sem.- II हिंदी गद्य साहित्य पेपर –II

Course Outcomes : After successful completion of this course, the students will be able to:

CO3: हिंदी के प्रतिनिधि गद्य रचनाकारों का परिचय हुआ।

CO4: निबंध, एकांकी, व्यंग्य तथा कहानी आदि विधाओं के माध्यम से विद्यार्थियों की भावात्मक विकास हुआ।

### B.A.II Sem.- III: अस्मितामूलक विमर्श और हिंदी गद्य साहित्य पेपर – III

Course Outcomes : After successful completion of this course, the students will be able to:

CO5: कथा साहित्य का स्वरूप, तत्व एवं प्रकारों की जानकारी प्राप्त हुई।

CO6: कथा और कथेत्तर साहित्य को वर्तमान प्रासंगिकता के साथ अवगत किया।

### B.A.II Sem.- III हिंदी संत काव्य तथा राष्ट्रीय काव्यधारा पेपर – IV

Course Outcomes : After successful completion of this course, the students will be able to:

CO7: मध्यकालीन संत कवियों तथा आधुनिक हिंदी कविता की जानकारी प्राप्त हुई।

CO8: विद्यार्थियों में नैतिक मूल्य, राष्ट्रीय मूल्य एवं उत्तरदायित्व के प्रति आस्था निर्माण हुई।

### B.A.II Sem.- IV: हिंदी में रोजगार के अवसर पेपर – V

Course Outcomes : After successful completion of this course, the students will be able to:

CO9 : हिंदी में रोजगार के अवसरों की जानकारी प्राप्त हुई।

CO10: विद्यार्थि रोजगार से आत्मनिर्भर होंगे।

### B.A. II Sem.- अस्मितामूलक विमर्श और हिंदी पद्य साहित्य पेपर – VI

Course Outcomes : After successful completion of this course, the students will be able to:

CO11: ममता कालिया की व्यक्तित्व एवं कृतित्व की जानकारी प्राप्त हुई।

CO12: कितने प्रश्न करो खंडकाव्य को आज के समकालीन परिप्रेक्ष्य में अवगत कराया।

CO13 : कितने प्रश्न करो खंडकाव्य के कथानक की जानकारी प्राप्त हुई।

### B.A. III Sem.-V विधा विशेष का अध्ययन- (पेपर- 7) DSE- E 6

Course Outcomes : After successful completion of this course, the students will be able to:

CO14: नाटककार कुसुम कुमार के साहित्य से छात्र परिचित हुए।

CO15: दिल्ली ऊंचा सुनती है नाटक को समकालीन परिप्रेक्ष्य में अवगत कराया।

CO16 : नाटककार कुसुम कुमार के विचारधारा की जानकारी मिली।

B.A. III Sem.-V साहित्यशास्त्र (पेपर- 8) DSE – E 7

Course Outcomes : After successful completion of this course, the students will be able to:

- CO17: साहित्य की काव्य तत्वों की जानकारी मिली।
- CO18: साहित्य निर्मिती प्रक्रिया से अवगत कराया।
- CO19: अलंकारों की जानकारी प्राप्त हुई।

B.A. III Sem.-V हिंदी साहित्य का इतिहास (पेपर- 9) DSE – E 8

Course Outcomes : After successful completion of this course, the students will be able to:

- CO20: आदिकालीन और भक्तिकालीन विभिन्न परिस्थितियों की जानकारी मिली।
- CO21: आदिकालीन तथा भक्तिकालीन प्रमुख संत कवियों के रचनाओं से अवगत हुए।

B.A.III Sem.- V प्रयोजनमूलक हिंदी(पेपर-10) DSE – E 9

Course Outcomes : After successful completion of this course, the students will be able to:

- CO22: छात्रों को पारिभाषिक शब्दावली और इलेक्ट्रॉनिक माध्यमों का परिचय हुआ।
- CO23: रोजगार परक हिंदी भाषा की उपयोगिता से अवगत हुए।

B.A. III Sem-V भाषा विज्ञान और हिंदी भाषा (पेपर- 11) DSE – E 10

Course Outcomes : After successful completion of this course, the students will be able to:

- CO24: भाषा के विविध रूपों का तथा मानक वर्तनी और व्याकरण से अवगत हुए।
- CO25: हिंदी भाषा और हिंदी लिपि की जानकारी मिली।

B.A. III Sem-VI विधा विशेष का अध्ययन (पेपर- 12) DSE - E 131

Course Outcomes : After successful completion of this course, the students will be able to:

- CO26: चंद्रकांता के व्यक्तित्व एवं कृतित्व का परिचय हुआ।
- CO27 :अंतिम साक्ष्य उपन्यास को समकालीन परिप्रेक्ष्य में प्रस्तुत किया।
- CO28: उपन्यास की तात्विक स्वरूप की जानकारी मिली।

B.A. III Sem-VI साहित्यशास्त्र और हिंदी आलोचना (पेपर- 13) DSE – E 132

Course Outcomes: After successful completion of this course, the students will be able to:

- CO29: साहित्यशास्त्र के अंगों का परिचय हुआ।
- CO30: आलोचना के गुण और विशेषताओं की जानकारी मिली।
- CO31: काव्यशास्त्र को लेकर भारतीय चिंतन का परिचय प्राप्त करते हैं।

B.A. III Sem-VI हिंदी साहित्य का इतिहास (पेपर- 14) DSE – E 133

Course Outcomes: After successful completion of this course, the students will be able to:

- CO32: रीतिकाल और आधुनिक काल के परिस्थिति और नामकरण की जानकारी मिली।
- CO33: युग प्रवर्तक साहित्यकार और गद्य साहित्य से अवगत हुए।
- CO34: हिंदी के गद्य के विभिन्न विधाओं और रीतिकालीन साहित्य से परिचित हुए हैं।

B.A.III SEM-VI प्रयोजनमूलक हिंदी (पेपर-15) DSE– E 134

Course Outcomes: After successful completion of this course, the students will be able to:

CO35: पारिभाषिक शब्दावली तथा जनसंचार माध्यमों का परिचय हुआ।

CO36: अनुवाद के विविध अंगों की जानकारी मिली।

CO37: समकालीन समय में अनुवाद की उपयोगिता को अवगत कराया।

B.A. III SEM-VI भाषा विज्ञान और हिंदी भाषाII (पेपर- 16) DSE – E 135

Course Outcomes: After successful completion of this course, the students will be able to:

CO38: भाषा की वैज्ञानिकता से परिचित हुए।

CO39: भाषा विज्ञान के प्रधान अंगों की जानकारी मिली।

CO40: भाषा की शुद्धता के प्रति विद्यार्थी जागृत हुए।

## Shikshan Prasarak Sanstha's

Padmabhushan Pasantraodada Patil Mahavidyalaya, Kavathe Mahankal

# DEPARTMENT OF MARATHI

## Academic Year 2020-21

### Vision :

मराठी भाषेचा सखोल आणि सर्वांगीण अभ्यास करून विद्यार्थ्यांना मराठी साहित्य संस्कृती आणि परंपरेची समृद्ध माहिती प्रदान करणे. विद्यार्थ्यांना मराठी भाषेच्या माध्यमातून वैचारिक सांस्कृतिक आणि सामाजिक प्रगती साधण्यास प्रोत्साहित करणे.

### Mission :

1. मराठी भाषेच्या व्याकरण, साहित्य आणि इतिहासाचा सखोल अभ्यास करणे.
2. विद्यार्थ्यांच्या वाचन, लेखन, संभाषण आणि श्रवण कौशल्यांचा विकास करणे.
3. मराठी साहित्याच्या विविध प्रकारांचा (कविता, कथा, नाटक, निबंध इ.) परिचय करून देणे.
4. मराठी संस्कृती, परंपरा आणि आधुनिकतेचा संगम साधणे.
5. विद्यार्थ्यांना मराठीतील सृजनशीलता, चिंतनशीलता आणि सांस्कृतिक अभिमान निर्माण करणे.
6. मराठी भाषेच्या अभ्यासातून सामाजिक, सांस्कृतिक आणि नैतिक मूल्यांचे संवर्धन करणे.
7. विद्यार्थ्यांना मराठी भाषेच्या माध्यमातून वैयक्तिक आणि सामाजिक समस्यांचे समाधान शोधण्यास प्रोत्साहित करणे.

## Program Outcomes (PO's).

**After completion of graduate in B. A students will be able to :**

- Po 1: लेखन, वाचन, श्रवण, भाषण, आकलन कौशल्य विकसित झाली.
- Po 2: विद्यार्थ्यांचा शब्दसंग्रह समृद्ध होऊन सर्जनशील लेखनाला चालना मिळाली.
- Po 3: विद्यार्थ्यांचा व्यक्तीमत्त्व विकास झाला.
- Po 4: विद्यार्थ्यांमध्ये मातृभाषा, राष्ट्रीयएकात्मता, आणि उच्च मानवी मूल्यांविषयी जाणीव निर्माण झाली.

## Program Specific Outcomes (PSO's)

**After completion of graduation in B.A. Marathi students will be able to**

- Pso 1 : भाषिक कौशल्य विकसित होऊन विद्यार्थ्यांचा शब्दसंग्रह समृद्ध झाला.
- Pso 2 : प्राचीन वाङ्मयापासून आधुनिक वाङ्मयापर्यंतचे विविध साहित्य प्रकार, प्रवाह, लेखक, कवी यांची ओळख झाली.
- Pso 3 : सामाजिक, सांस्कृतिक, साहित्यिक जाण येऊन सर्जनशील लेखनाला चालना मिळाली.
- Pso 4 : आंतरजालावरील लेखनपद्धती समजून घेऊन प्रसारमाध्यमातील अर्थार्जनाच्या संधी आणि उद्योग व सेवा क्षेत्रात मराठी भाषेद्वारे अर्थार्जनप्राप्ती संदर्भातील ज्ञान संपादन करता आले.

## Course outcomes (Co's)

**Course : 1) - आवश्यक अनुषंगिक निवड (CGE - 1): मराठी "शब्दसंहिता" - अ.**

- Co1 : विद्यार्थ्यांची मराठी भाषा आणि साहित्यविषयी अभिरुची विकसित झाली.
- Co2 : मराठी साहित्य परंपरा, लेखक, कवी यांचा परिचय झाला.

**Course : 2) - आवश्यक अनुषंगिक निवड (CGE -2): मराठी "शब्दसंहिता" - ब.**

- Co3 : विद्यार्थ्यांचा व्यक्तिमत्व विकास घडून विविध स्पर्धा परीक्षांची तयारी करता आली.
- Co4 : निबंध लेखनाच्या माध्यमातून भाषा उपयोजनाची कौशल्य विकसित करता आली.

**Course : 3) - विद्याशाखीय विशेष गाभा (DSC-A1): मराठी "अक्षरबंध". - १.**

- Co5 : भास्कर चंदनशिव यांच्या निवडक कथांचे आकलन करता आले.
- Co6 : चित्रपट माध्यमाविषयी ज्ञान संपादन करता आले.

**Course :4) - विद्याशाखीय विशेष गाभा (DSC-A13) : मराठी "अक्षरबंध". - २.**

- Co7 : लोकनाथ यशवंत यांच्या निवडक कवितेचे आकलन करता आले.
- Co8 : वृत्तपत्रीय लेखनातील बातमी, अग्रलेख, वाचकांचा पत्रव्यवहार, नाटक /चित्रपट परीक्षण याविषयी ज्ञान संपादन करता आले.

**Course : 5) - विद्याशाखीय विशेष गाभा (DSC-C1) :**

**" काय डेंजर वारा सुटलाय..!" (नाटक ) :मराठी भाषिक कौशल्य.- ३.**

Co9 : नाटक या वाङ्मय प्रकाराचे आकलन होऊन नाट्याभ्यासाद्वारे प्रयोगरूप नाटक व नाट्यक्षेत्रातील ज्ञान संपादन करता आले.

Co10 : विद्यार्थ्यांमध्ये संवाद लेखन कौशल्य विकसित झाली.

**Course : 6) - विद्याशाखीय विशेष गाभा (DSC- C2):**

**" काव्यगंध " :मराठी भाषिक कौशल्य - ४**

Co11 : मराठी काव्यपरंपरा व प्रवाहांची ओळख करून घेता आली.

Co 12 : प्रात्यक्षिकाद्वारे काव्यलेखन कौशल्ये विकसित झाली.

**Course : 7) - विद्याशाखीय विशेष गाभा (DSC- C25)**

**"माती, पंख आणि आकाश " (आत्मचरित्र): मराठी भाषिक कौशल्य.**

Co13 : आत्मचरित्र या वाङ्मय प्रकाराची ओळख करून आत्मवृत्तपर लेखन कौशल्ये विकसित करता आली.

Co14 : आत्मचरित्रकाराच्या व्यक्तिमत्त्वाची जडणघडण आणि त्याचा समकाल समजून घेता आला; तसेच वेगवेगळ्या भारतीय प्रांतातील व परदेशातील जीवनदर्शन समजून घेता आले.

**Course : 8) - विद्याशाखीय विशेष गाभा (DSC- C25)**

**"जुगाड " (कादंबरी): मराठी भाषिक कौशल्ये.**

Co15 : कादंबरी वाङ्मय प्रकाराची ओळख झाली व कादंबरी लेखनाचे स्वरूप व विशेष यांचे ज्ञान झाले.

Co 16 : व्रत्तांतलेखनाची कौशल्ये विकसित झाली.

**Course : 9) -विद्याशाखीय विशेष निवड (DSE- E1)**

**"काव्यशास्त्र" - VII.**

Co17 : पौर्वात्य, पाश्चात्य व आधुनिक भारतीय साहित्यशास्त्राचे स्वरूप समजले आणि साहित्याची निर्मितीप्रक्रिया व त्याचे स्वरूप याविषयी आकलन झाले.

Co18 : ललित व ललितेतर साहित्याचे स्वरूप साहित्याचे प्रयोजन आणि भाषेतील अलंकार समजून घेता आले.

**Course : 10) - विद्याशाखीय विशेष निवड (DSE-E2)**

**"भाषाविज्ञान आणि मराठी भाषा " - VIII.**

- Co19 : भाषोत्पत्ती संबंधित ज्ञान भाषाविज्ञानाचा परिचय व भाषाविज्ञान आणि मराठी भाषा यांचा सहसंबंध जाणून घेता आला.
- Co20 : मराठी भाषेविषयी विद्यार्थ्यांची आवड विकसित होऊन स्वनविचार, रूपविचार व वाक्यविचारांचा परिचय झाला.

**Course : 11) - विद्याशाखीय विशेष निवड (DSE- E3)**

**"मराठी वाङ्मयाचा इतीहास" – IX**

- Co21 : मराठी वाङ्मयाचे स्वरूप , वैशिष्ट्यांसह स्थूल परिचय होऊन कालिक भेद लक्षात आले.
- Co22 : मराठी वाङ्मयातील महत्त्वाचे ग्रंथकार आणि ग्रंथ यांचा स्थूल परिचय होऊन मध्ययुगीन मराठी वाङ्मयाच्या गद्य, पद्य रचनेचे विशेष लक्षात आले.

**Course : 12) - विद्याशाखीय विशेष निवड (DSE- E4)**

**"मराठी भाषा : उपयोजन आणि सर्जन"- X.**

- Co23 : सर्जनशील लेखन प्रक्रिया समजून वैचारिक लेखनाचे स्वरूप व वैशिष्ट्ये याविषयी ज्ञान प्राप्त झाले.
- Co24 : शोधनिबंध व प्रकल्पलेखन कौशल्ये विकसित होऊन आंतरजालावरील मराठी लेखनपद्धतीविषयी ज्ञान संपादन झाले.

**Course :13) -विद्याशाखीय विशेष निवड(DSE-E5)**

**“वाङ्मय प्रवाहाचे अध्ययन : ग्रामीण साहित्य - XI.**

- Co25 : ग्रामीण वाङ्मयाची प्रवाहाच्या प्रेरणा व स्वरूप समजून घेतले.
- Co26 : अनेक ग्रामीण साहित्यिकांचा परिचय झाला व ग्रामीण साहित्यातील वैशिष्ट्ये आशयस्वरूप, अभिव्यक्तीविशेष आणि भाषिक वैभवाचे ज्ञान मिळाले.

**Course :14) - विद्याशाखीय विशेष निवड (DSE- E126)**

**"काव्यशास्त्र" - XII.**

Co27 : शब्दशक्ती, रसविचार, काव्यानंदमिमांसा व साहित्याची भाषा याविषयी ज्ञान प्राप्त झाले.

Co28 : भाषेतील छंद व वृत्ते यांचा परिचय झाला.

**Course : 15) - विद्याशाखीय विशेष निवड (DSE - E127)**

**"भाषाविज्ञान आणि मराठी भाषा" -XIII.**

Co29 : मराठी भाषेची वर्णव्यवस्था समजून घेऊन ध्वनि व अर्थ परिवर्तनाची कारणे व प्रकार यांची माहिती मिळाली.

Co30 : प्रमाणभाषा व बोलीभाषेचे स्वरूप विशेष समजून घेता आले.

**Course : 16) - विद्याशाखीय विशेष निवड (DSE - E128)**

**"मराठी वाङ्मयाचा इतिहास" -XIV.**

Co31 : मराठी वाङ्मयातील साहित्यिक व त्यांच्या साहित्यकृती याविषयी ज्ञान प्राप्त झाले.

Co32 : मराठी साहित्याचे स्वरूप व विशेष यांचे ज्ञान प्राप्त झाले.

**Course : 17) -विद्याशाखीय विशेष निवड (DSE- E129)**

**" मराठी भाषा : उपयोजन आणि सर्जन" -XV.**

Co33 : प्रसारमाध्यमातील अर्थार्जनाच्या संधी , मुद्रितशोधनाची पद्धत आणि भाषिक कौशल्य यांचा परिचय झाला.

Co34 : स्पर्धा परीक्षांमध्ये मराठी भाषा विषयाचे महत्त्व समजून; उद्योग व सेवा क्षेत्रात मराठी भाषेद्वारे अर्थार्जनप्राप्ती संदर्भात ज्ञान संपादन केले.

**Course : 18) - विद्याशाखीय विशेष निवड (DSE - E130)**

**"वाङ्मय प्रकाराचे अध्ययन: दलित साहित्य" XVI.**

Co35 : दलित साहित्यप्रवाहाचे स्वरूप आणि संकल्पना तसेच वैशिष्ट्ये समजून घेतले.

Co36 : दलित साहित्यामधील शैक्षणिक, सामाजिक, संस्कृतीक, राजकीय पर्यावरण व कौटुंबिक भावविश्व तसेच ; बहुजन व उपेक्षितांच्या जीवनाचे आकलन झाले.

**Shikshan Prasarak Sanstha`s  
Padmabhushan Vasantodada Patil Mahavidyalaya, Kavathe Mahankal**

**DEPARTMENT OF HISTORY  
Academic Year 2020-21**

**Vision:** To develop students' critical thinking, analytical skills, and appreciation for diverse perspectives.

**Mission:** Inspire a lifelong engagement with history and prepare students for careers in education, public service, law, and beyond.

**Programme Outcomes (Pos)**

**After completing B. A. degree programme, students will be able to:**

- PO 1:** Respect core constitutional values like equality, social justice secularism and scientific approach.
- PO 2:** Get acquainted with and respect the common cultural heritage of pluralism and mutual respect.
- PO 3:** Become a responsible and dutiful citizen.
- PO 4:** Get well acquainted with the social, economic, political, historical and geographical facts and trends in India as well as in the world.

**Programme Specific Outcomes (PSOs)**

**After Completion of B.A. in History students will be able to:**

- PSO 1:** Being a subject of social science, History has its own value in society and human life. It helps the students to develop their ethical and social value.
- PSO 2:** There is huge potentiality in future of a history student. Various options are opened to history students to choose their career. First of all, history is a subject from primary education level to higher study, so they can engage themselves in teaching profession in primary, secondary and post-secondary schools.
- PSO 3:** History is also helpful for those who are preparing for WBCS and SSC. A history student may choose his or her career in journalism or any other editorial board. They may get job in museum, archives and libraries. Beside those, in the field of research and archaeology they may proceed.
- PSO 4:** Sensitivity to gender and social inequities as well as acquaintance with the Historical trajectories of these issues.

## Course Outcomes (Cos)

### B.A.I (Sem. I)

#### Course 1: Rise of the Maratha Power (1600-1707) (I) DSE

- CO 1.1 To describe fundamentals causes of rise of Maratha power.
- CO 1.2 To discuss the Chhatrapati Shivaji Maharaja's achievement till 1664.

### B.A.I (Sem. II)

#### Course 2: Polity, society and Economy under the Marathas (1600-1707) (II) DSE

- CO 2.1 Describe the forts from multiple viewpoints- as sources of history, as centres of control, as sites of historical events, and as heritage sites.
- CO 2.4 To explain the policy and contribution of Chhatrapati Shivaji Maharaj.

### B.A.II (Sem. III)

#### Course 3: History of Modern Maharashtra (1900 to 1960) (III) DSC

- CO 3.1 Explain the beginnings and growth of nationalist consciousness in Maharashtra.
- CO 3.2 Explain the contribution of Maharashtra to the national movement.

### B.A.II (Sem. III)

#### Course 4: History of India (1757-1857) (IV) DSC

- CO 4.1 Tell the colonial policy adopted by the company to consolidate its rule in India.
- CO 4.2 Find the structural changes initiated by colonial rule in Indian Economy.

### B.A.II (Sem. IV)

#### Course 5: History of Modern Maharashtra (1960-2000) (V) DSC

- CO 5.1 Explain the contribution of eminent leaders of Maharashtra.
- CO 5.2 To critique the economic transformation of Maharashtra.

### B.A.II (Sem. IV)

#### Course 6: History of India (1858-1947) (VI) DSC

- CO 6.1 Explain the events which lead to the growth of nationalism in India.
- CO 6.4 Identify events leading to emergence of national consciousness in India.

### B.A.III (Sem. V)

#### Course 7: Early India (from beginning to 4th c. BC) (VII) DSC

- CO 7.1 Evaluate the transition of humans in India from Hunters to Farmers.
- CO 7.2 Explain the transition from Early to Later Vedic period.

### B.A.III (Sem. V)

#### Course 8: History of Medieval India (1206-1526 AD) (VIII) DSE

- CO 8.1 Asses the fundamental changes in policy, society, religion and culture of India.
- CO 8.4 Describe the significant developments which took place in religion, society and culture.

### B.A.III (Sem. V)

#### Course 9: Age of Revolutions (IX) DSC

- CO 9.1 Explain the causes and consequences of the Reformation.
- CO 9.2 Discover the role played by Martin Luther.

### B.A.III (Sem. V)

#### Course 10: Political History of the Marathas (X) DES-E-230

- CO 10.1 Explain the political condition up to 1740.
- CO 10.2 To describe the role of cultural development during the period.

**B.A.III (Sem. V)**

**Course 11: History: Its Theory (XI) DSE**

**CO 11.1** Explain the definition and Scope of the subject of History.

**CO 11.2** Describe the process of acquiring historical data.

**B.A.III (Sem.VI)**

**Course 12: Ancient India (From 4th c. BC to 7th c. AD) (XII) DSC**

**CO 12.1** To describes the fundamentals of Ancient Indian History.

**CO 12.2** Explain the great kings in Ancient India.

**B.A.III (Sem.VI)**

**Course 13: History of Medieval India (1526-1707 AD) (XIII) DSE**

**CO 13.1** Identify the various sources for writing Medieval Indian history.

**CO 13.2** Explain important developments in religion, society and culture.

**B.A.III (Sem.VI)**

**Course 14: Making of the Modern World (16th to 19th Century) (XIV)**

**CO 14.1** Describe the causes and consequences of the glorious revolution in England.

**CO 14.2** Explain the concept of Nationalism and account for its rise and spread.

**B.A.III (Sem.VI)**

**Course 15: Polity, Economy and Society under the Marathas (XV) DSE**

**CO 15.1** Describe the various sources for writing the history of the Marathas.

**CO 15.2** Explain the significant developments in the polity of the Marathas.

**B.A.III (Sem.VI)**

**Course 16: Methods and Applications of History (XVI) DSE**

**CO 16.1** Explain the nature of archival sources.

**CO 16.2** Define the conceptual clarity about recent trends in history.

**Department Of Political Science  
Academic Year 2020-21**

**Vision:** To develop students' critical thinking, analytical skills, and appreciation for diverse perspectives.

**Mission:** Inspire a lifelong engagement with Indian Constitution and prepare students for careers in education, public service, law, and beyond.

**Programme Outcomes (Pos)**

**After completing B. A. degree programme, students will be able to:**

- PO 1:** Get insights into the socio-economic and political issues at local to global.
- PO 2:** Good employability skills as per the current need of society to compete in the Competitive world.
- PO 3:** Capable of addressing complex social and environmental issues from a problem Oriented interdisciplinary perspective and also assess the its impact on the environment and society.
- PO 4:** To foster the practice of creative writing and studies in applied language skills.

**Programme Specific Outcomes (PSOs)**

**After Completion of B.A. in Political Science students will be able to:**

- PSO 1:** Academic Competence- Create awareness about political science, students will understand relation between three organs of the government, namely the legislature, the executive and the judiciary.
- PSO 2:** Research Competence- Acquiring the skills to conduct research, gather relevant information, and use appropriate resources to support academic work.
- PSO 3:** Critical Thinking- Developing the ability to analyze and evaluate information critically, drawing informed conclusions and forming arguments based on evidence.
- PSO 4:** Professional Competence- Recognizing ethical dilemmas and applying ethical principles in real-life situations. Working effectively as part of a team, respecting diverse perspective and contributing constructively.

## Course Outcomes (Cos)

### B.A.I (Sem. I)

#### Course 1: Introduction to Political Science (I) DSE

- CO 1.1 Understands the meaning, nature, scope and the Sub-disciplines of Political Science.
- CO 1.2 Getting the meaning, features and importance of State & Democracy with key concepts.

### B.A.I (Sem. II)

#### Course 2: Indian Constitution (II) DSE

- CO 2.1 Acquiring knowledge of historical background, basic features & Philosophy of Indian Constitution.
- CO 2.4 Knowing legislative, executive functions of India & Procedure of judiciary.

### B.A.II (Sem. III)

#### Course 3: Political Process in India (III) DSC

- CO 3.1 Students will understand Indian Federalism & Centre-State relations.
- CO 3.2 Understands electoral process, party system in India & various issues in Indian politics.

### B.A.II (Sem. III)

#### Course 4: Indian political Thought Part-I (IV) DSC

- CO 4.1 The students will understand Political views of Kautilya & Mahatma Phule.
- CO 4.2 Students will be able to understand political thoughts of Ranade & Tilak.

### B.A.II (Sem. IV)

#### Course 5: Local Self Government in Maharashtra (V) DSC

- CO 5.1 To know about Historical Background of Local Self Government.
- CO 5.2 Getting basic knowledge of Rural Local Self Government & Urban Local Self Government.

### B.A.II (Sem. IV)

#### Course 6: Public Administration (VI) DSC

- CO 6.1 Students will understand both personnel level administration and financial administration in India.
- CO 6.2 To understand delegated legislation, new trends in public administration.

### B.A.III (Sem. V)

#### Course 7: Political Theory (VII) DSC

- CO 7.1 Getting basic knowledge & approaches of Political Theory. Knowing Behavioural movement in Political Science.
- CO 7.2 Acquiring knowledge about concepts of Power, Authority and Legitimacy.

### B.A.III (Sem. V)

#### Course 8: Public Administration (VIII) DSE

- CO 8.1 Acquiring information about various concepts in Public Administration & Getting knowledge about Organization, its Bases, Principles and Units.
- CO 8.2 Understanding the interface between citizens & Public Administration and other agencies in society and Public Administration.

**B.A.III (Sem. V)**

**Course 9: International politics (IX) DSC**

- CO 9.1** Getting acquainted with the concepts and dimension of International Politics.
- CO 9.2** To know the working of international and regional organizations and the new world order that emerged after the end of cold war.

**B.A.III (Sem. V)**

**Course 10: Comparative Politics (X) DES-E-230**

- CO 10.1** Students will be familiar with basic theory of comparative politics & be able to understand constitutionalism, federalism.
- CO 10.2** Students shall understand party system and pressure groups and its functioning.

**B.A.III (Sem. V)**

**Course 11: Western political Thought I (XI) DSE**

- CO 11.1** Students will get acquainted with the western tradition from Plato to Rousseau.
- CO 11.2** Students will understand the evolution of western Political idea & be able to study historical aspects of western state and society.

**B.A.III (Sem.VI)**

**Course 12: Modern Political Concepts (XII) DSC**

- CO 12.1** Student will know modern concepts such as Feminism, Multiculturalism, Environmentalism and Civil Society etc.
- CO 12.2** This will enable students to have comprehensive idea of contemporary scenario in political science.

**B.A.III (Sem.VI)**

**Course 13: Politics and Movements in Maharashtra (XIII) DSE**

- CO 13.1** Student will know the Political System and the process of formation of Maharashtra.
- CO 13.2** Student will know the movements, pressure groups and political parties in Maharashtra.

**B.A.III (Sem.VI)**

**Course 14: Foreign Policy of India (XIV)**

- CO 14.1** Student will understand, 'what is the foundation and objectives of Foreign Policy'.
- CO 14.2** Student will come to know India's relation with super powers and neighboring countries.

**B.A.III (Sem.VI)**

**Course 15: Comparative Government (With special reference to UK & USA) (XV) DSE**

- CO 15.1** To familiarizes students with composition, functions, and law making process of legislative bodies in UK and USA.
- CO 15.2** To introduce the Judicial System and the role of Pressure Groups in the Politics of UK and USA.

**B.A.III (Sem.VI)**

**Course 16: Western Political Thought- II (XVI) DSE**

- CO 16.1** The students will understand Political views of J. S. Mill, Karl Marx, Gramsci & Hannah Arendt.
- CO 16.2** The students will get acquainted with various aspects of state and society with western perspective.

**Shikshan Prasarak Sanstha's**  
**Padmabhushan Vasantodada Patil Mahavidyalaya, Kavathe Mahankal**  
**DEPARTMENT OF PSYCHOLOGY**  
**Academic Year- 2020-2021**

**Vision:** To cultivate a comprehensive understanding of human behaviour, foster critical thinking, and prepare students for diverse careers in psychology and related fields through rigorous academic training, research opportunities, and community engagement.

**Mission:** The mission of the Psychology undergraduate program is to provide a comprehensive understanding of psychological principles, foster critical thinking, and prepare students for diverse careers and advanced studies in psychology through rigorous coursework, research opportunities, and practical experiences.

**Program Outcomes (PO's)**

**After successfully completing B.A. Program students will be able to:**

- PO 1** Speak, read, write and listen clearly in person and through electronic media in English and in one Indian language, and make meaning of the world by connecting people, ideas, books, media and technology.
- PO 2** Take informed actions after identifying the assumptions that frame our thinking and actions, checking out the degree to which these assumptions are accurate and valid, and looking at our ideas and decisions (intellectual, organizational, and personal) from different perspectives.
- PO 3** Understand the issues of environmental contexts and sustainable development.
- PO 4** Acquire the ability to engage in independent and life-long learning in the broadest context socio-technological changes.

**Program Specific Outcomes (PSO's)**

**After successfully completing B.A. Psychology Program students will be able to:**

- PSO 1** Apply their knowledge of psychology to effectively solve problems and address issues related to human behavior.
- PSO 2** Apply psychological principles, theories and research results to a wide range of personal, social, cultural and organizational situations and problems.
- PSO 3** Understand the importance of adhering to ethical principles, respecting diversity and accepting their own personal and professional limitations. They will use their knowledge of ethics to analyze situations in a thoughtful, deliberate manner.
- PSO 4** Demonstrate an awareness of and respect for socio-cultural diversity on a local and global level.

## Course Outcomes (CO's)

### **B.A. I (Sem. I)**

#### **Course 1: Foundations of Psychology**

**CO 1.1** Understand the field of Psychology, Perception and Sleep.

**CO 1.2** Grasp Learning and Memory Processes.

### **B.A. I (Sem. II)**

#### **Course 2: General Psychology**

**CO 2.1** Know the concepts of Intelligence and Motivation.

**CO 2.2** Comprehend the concepts of Emotion and Personality.

### **B.A. II (Sem. III)**

#### **Course 3: Psychology for Living**

**CO 3.1** Familiar with the nature of Psychology for Living.

**CO 3.2** Know the nature of Better Health, Stress, Mental Disorders and Helping Behavior.

### **B.A. II (Sem. III)**

#### **Course 4: Social Psychology**

**CO 4.1** Aware with the nature of Social Psychology.

**CO 4.2** Get knowledge of the concepts of Social Perception, Self and Attitude.

### **B.A. II (Sem. IV)**

#### **Course 5: Modern Social Psychology**

**CO 5.1** Understand the concepts of Liking (Attraction) and Social Influence.

**CO 5.2** Grasp the Pro-social Behavior and Aggression.

### **B.A. II (Sem. IV)**

#### **Course 6: Applied Psychology**

**CO 6.1** Familiar with the Applications of the psychology in Personal control, Decision Making, Personal growth, At Work and Leisure.

**CO 6.2** Apply the skills in Making and keeping friends and Love and Commitment.

### **B.A. III (Sem. V)**

#### **Course 7: Cognitive Psychology**

**CO 7.1** Aware the approaches to Human Cognition, Visual Perception and Attention.

**CO 7.2** Grasp the processes of Memory, Emotions and Consciousness.

**B.A. III (Sem. V)**

**Course 8: Cross-Cultural Psychology**

- CO 8.1** Get knowledge the field of Cross-cultural Psychology and Key Concepts. Understand the concepts of Etics, Emics, Ethnocentrism and Indigenous
- CO 8.2** Psychology, Culture and Intelligence, Prejudice and Parental Practices, Culture and Abnormality.

**B.A. III (Sem. V)**

**Course 9: Psychopathology**

- CO 9.1** Familiar with the field of Psychopathology and Perspectives of Psychopathology.
- CO 9.2** Understand the nature of Anxiety disorder, OCD, Mood Disorder and Suicide.

**B.A. III (Sem. V)**

**Course 10: Current Trends in Psychology**

- CO 10.1** Aware with the emerging new trends in Psychology.
- CO 10.2** Grasp and learn more about Health, Criminal and Cyber Psychology.

**B.A. III (Sem. V)**

**Course 11: Practical (Experiments)**

- CO 11.1** Familiar with Psychological Experiments and some Statistical methods.
- CO 11.2** Learn the skills for conducting experiments and writing their reports.

**B.A. III (Sem. VI)**

**Course 12: Psychological Testing**

- CO 12.1** Comprehend the field of Psychological Testing in general.
- CO 12.2** Know the nature and uses of Intelligence, Achievement and Personality tests.

**B.A. III (Sem. VI)**

**Course 13: Counselling Psychology**

- CO 13.1** Get knowledge of the field of Counselling Psychology.
- CO 13.2** Apply the skills in the field of Career, School and College counselling.

**B.A. III (Sem. VI)**

**Course 14: Developmental Psychology**

- CO 14.1** Aware with the field of Lifespan Developmental.
- CO 14.2** Understand the nature and processes in the Infancy, Childhood, Adolescence and Adulthood period.

**B.A. III (Sem. VI)**

**Course 15: Psychology of Organizational Behavior**

- CO 15.1** Familiar with the field of Organizational Behavior.
- CO 15.2** Comprehend the nature and importance of Personality, Job satisfaction, Leadership, Group Behavior and Organizational Change.

**B.A. III (Sem. VI)**

**Course 16: Practical (Psychological Tests)**

- CO 16.1** Get Knowledge of the Psychological tests and some statistical methods.
- CO 16.2** Learn the skills for administering Psychological Tests and writing their reports.

**Shikshan Prasarak Sasntha's**  
**Padmabhushan Vasantrodada Patil Mahavidyalaya, Kavathe Mahankal**

**Department of Sociology**

**Program Outcomes (POs)**

**2020-2021**

After completion of the B.A. programme, Students will be able to,

- PO1** Get insights into the local and global socio-economic and political issues.
- PO2** Good employability skills as per the current need of society to compete in the competitive world.
- PO3** Capable of addressing complex social and environmental issues from a problem-oriented, interdisciplinary perspective and also assessing their impact on the environment and society.
- PO4** To foster the practice of creative writing and studies in applied language skills

**Program Specific Outcomes (PSOs): B.A. Sociology**

After completion of the B. A. programme, Students will be able to,

- PSO1 Academic Competence:**
  - i.** Graduates should be able to analyse and understand social structures, institutions, and processes that shape human behaviour and interactions within society.
  - ii.** Graduates should demonstrate an understanding of various forms of social inequality, such as class, race, gender, and age, and be able to critically analyse their impacts on individuals and communities.

**PSO2 Professional Competence:**

- i. Graduates should be able to apply sociological knowledge and skills to various professional contexts, such as policy development, social services, community development, advocacy organisations, and research institutions.
- ii. Graduates should be able to communicate sociological ideas and arguments effectively through oral, written, and visual means, adapting their communication style to different audiences.

**PSO3 Research Competence:**

- i. Graduates should possess the skills to design and conduct sociological research using appropriate methodologies, including qualitative and quantitative methods, and be able to interpret and present their findings effectively.

**PSO4**

- i. Graduates should be able to apply sociological concepts and theories to identify new ideas, products, or services that meet market demands and have the potential for commercial success.
- ii. Graduates develop their Social Competence specifically related to emotional intelligence, communication skills, conflict resolution, networking, and human resource management.

**Course Outcomes**

**B.A.I Sem.- I Introduction to Sociology DSC Paper –I**

- CO 1.1 The student learn to apply to sociological perspective in understanding how society shapes our individual lives.
- CO 1.2 Understand the nature and characteristics of Sociology

**B.A.I Sem.- II Principles of Sociology DSC Paper –II**

- CO 2.1 To create awareness about sociological principles in students.
- CO 2.2 It provides a foundation for the other more detailed and specialised course in Sociology.

### **B.A.II Sem.- III: Social issues in India Paper DSC–III**

- CO 3.1 Realizes social cultural issues variables, Poverty and Unemployment of social economic issues, Human rights and cybercrime of social legal issues.
- CO 3.2 Analyse the impact of change on social issues, social-cultural issues and social-legal issues level.

### **B.A.II Sem.- III Social Movement in India DSC No. – IV**

- CO 4.1 Understand Social movements in India
- CO 4.2 Understand the organise, major types and impacts of social movements in India

### **B.A.II Sem.- IV: Gender and Violence DSC Paper – V**

- CO 5.1 Understands the meaning, and nature of major issues of Gender violence development.
- CO 5.2 Explains the nature and remedies of violence against different women's movements. nature types and acts of women's harassment at the workplace

### **B.A. II Sem.- IV Sociology of Health Paper DSC – VI**

- CO 6.1 Know the introduction of the sociology of Health and major diseases in India.
- CO 6.2 Explain lifestyle and remedies for health problems and health policies in India.

### **B.A. III Sem.-V Western Sociological Thinkers VI (E- 66) DSE – E - 66**

- CO 7.1 Understand Western sociological thinkers to enable them to apply theories to their own everyday life experiences.
- CO 7.2 Know the theories of the sociological imagination and the capacity to read each situation sociologically and then to think and applicability about it theoretically

**B.A. III Sem.-V Methods of Social Research-VII(E- 67) DSE – E 67**

- CO 8.1 Understanding introduction to methodologies of sociological research
- CO 8.2 Explain elementary knowledge of the complexities and philosophical underpinnings of research.

**B.A. III Sem.-V Political Sociology- IX (E-68) DSE – E 68**

- CO 9.1 Get acquainted with major concepts, and theoretical approaches of political sociology.
- CO 9.2 Explain and apply the concept in Indian political processes and institutions and also expose emerging perspectives on the political-society relationship in contemporary times.

**B.A. III Sem-V Human Rights- X(E- 169) DSE – E 69**

- CO 10.1 Understand the basic concept of human rights and also the nature and role of human rights in India.
- CO 10.2 Explain the violation of Human rights in India.

**B.A. III Sem-V Sociology of Religion- XI(E- 70) DSE E 70**

- CO 11.1 Exposes the distinctiveness of sociological approaches to the study of religion, and also a basic theoretical and methodological study of religion.
- CO 11.2 Analyse some aspects of religious phenomena in contemporary times such as secularisation and multiculturalism.

**B.A. III Sem-VI Indian Sociological Thinkers (E191) DSE – E 191**

- CO 12.1 Understanding Indian sociological thinkers and applying theories to their own Indian social life experiences, and also reading and think each situation sociologically
- CO 12.2 Analyse the imperative that sociological theory courses demonstrate the applicability.

**B.A. III Sem- VI Methods of Social/Research - II (EC- 192) DSE – E 192**

- CO 13.1 Distinguish introductory comprehensive engagement with social research. theoretical and practical knowledge about different stages of the research process like the creation of research design, methods of data collection and analysis.
- CO 13.2 Understand both qualitative and quantitative research important knowledge and training.

**B.A.III SEM-VI Social Anthropology XIV (E-193) DSE–E - 193**

- CO 14.1 Understand the conceptual knowledge of anthropology.
- CO 14.2 Explain the social aspects of tribal in India.

**B.A. III SEM-VI Rural Sociology - XV(E - 194) DSE – E 194**

- CO 15.1 Understand foundational material practices and formation of social collectivises and make sense of South Asia's agrarian society, also with rural situation past and present with theoretical and practical knowledge.
- CO 15.2 Explain the sense of rural communication, their structure, transformation and trials and tribulations in the modern world. also the legacy of theoretical and empirical work on rural sociology and its continued relevance.

**B.A. III SEM-VI Urban Sociology - XVI(E - 195) DSE – E 195**

- CO 16.1 Understand is an important aspect of urban society with key theoretical perspectives and historical and contemporary contexts and also urban living narrating the subjunctive experience of urban communities with case studies in India.
- CO 16.2 Evolve critical thinking and develop a policy perspective on urban society.

**Shikshan Prasarak Sanstha's  
Padmabhushan Vasantodada Patil Mahavidyalaya, Kavathe Mahankal**

**DEPARTMENT OF ECONOMICS**

(Academic Year 2020-21)

**Vision:** To be a premier hub of economic education and research, empowering students with the expertise and ethical grounding to drive sustainable development and social progress.

**Mission:** To provide a transformative education in economics, fostering critical thinking, and a commitment to ethical and sustainable economic practices.

**Programme Outcomes (Pos)**

**After completing B. A. degree programme, students will be able to:**

- PO 1:** Get insights into the socio-economic and political issues at local to global.
- PO 2:** Good employability skills as per the current need of society to compete in the competitive world.
- PO 3:** Capable for addressing complex social and environmental issues from a problem-oriented, interdisciplinary perspective and also assess its impact on the environment and society.
- PO 4:** To foster the practice of creative writing and studies in applied language skills

**Programme Specific Outcomes (PSOs)**

**After Completion of B.A. in Economics students will be able to:**

- PSO 1:** Students will be able to analyse the economic and institutional arrangements of firms, industries, organizations, specific regions and countries.
- PSO 2:** Students will understand the role of government and regulatory framework in the process of economic development.
- PSO 3:** Apply research knowledge in economics
- PSO 4:** Students will be able to analysis the current issues of the economies.

## Course Outcomes (Cos)

### B.A.I (Sem. I)

#### Course 1: Indian Economy Paper – (I) DSE

- CO 1.1 Understand nature and characteristics of Indian economy
- CO 1.2 Know growth, feature and impact of Indian population

### B.A.I (Sem. II)

#### Course 2: Indian Economy Paper (II) DSE

- CO 2.1 Understand role of agriculture and industrial sector in process of economic development
- CO 2.2 Know role of service sector in process of economic development and implementation and impact of economic reforms

### B.A.II (Sem. III)

#### Course 3: Macro Economics-I Paper (III) DSC

- CO 3.1 Realize macro-economic variables, macro-economic theories of output and employment
- CO 3.2 Analyse impact of change in general price level and consumption and investment function.

### B.A.II (Sem. III)

#### Course 4: Money and Banking Paper No. (IV) DSC

- CO 4.1 Understand Indian financial market and the practical banking
- CO 4.2 Understand the organise structure and function of Reserve Bank of India and banking practices in India

### B.A.II (Sem. IV)

#### Course 5: Macro Economics-II Paper (V) DSC

- CO 5.1 Understands phases of business cycle and Expresses public finance and economic development.
- CO 5.2 Explains export, import and foreign trade deficit and balance of payment concepts

### B.A.II (Sem. IV)

#### Course 6: Money and Banking Paper (VI) DSC

- CO 6.1 Know Indian Financial System and Financial Institutions.
- CO 6.4 Know Banking Reform such as Narasimhan Committee, IDF in banking, Payment Bank, Small Finance Bank and E- banking services

### B.A.III (Sem. V)

#### Course 7: Principles of Micro Economics- I VII) DSC E-71

- CO 7.1 Understand consumer decision making, consumer behaviour and the concept of utility and satisfaction
- CO 7.2 Derive revenue and cost figures as well as curves and production

### B.A.III (Sem. V)

#### Course 8: Economics of Development (VIII) DSE E-72

- CO 8.1 Identify the dimensions of development
- CO 8.2 Know the theories of economic development and realise the role of state in economic development

**B.A.III (Sem. V)**

**Course 9: International Economics- I (IX) DSC E-73**

**CO 9.1** Explain international trade and the measurement of gains from international trade

**CO 9.2** Distinguish different rates of exchange and measure the terms of trade

**B.A.III (Sem. V)**

**Course 10: Research Methodology in Economics-I (X) DES-E-74**

**CO 10.1** Get acquainted with the basic concepts of research and its methodologies.

**CO 10.2** Select and define appropriate research problem and parameters.

**B.A.III (Sem. V)**

**Course 11: History of Economic Thoughts- I (XI) DSE E-75**

**CO 11.1** Understand the basic economic ideas of various economic thinkers of the world

**CO 11.2** Understand the development of economic thoughts

**B.A.III (Sem.VI)**

**Course 12: Principles of Micro Economics-II (XII) DSC E-196**

**CO 12.1** Identify the market structure and analyse the economic behaviour of individual firms and markets

**CO 12.2** Analyse a firm's profit maximising strategies under different market conditions and the factor pricing

**B.A.III (Sem.VI)**

**Course 13: Economics of Planning (XIII) DSE E-197**

**CO 13.1** Get acquainted with economic planning and its importance in development and planning machinery in India

**CO 13.2** Evaluate sectorial performance of the Indian economy and Compare and analyse Indian models of economic development

**B.A.III (Sem.VI)**

**Course 14: International Economics- II (XIV) DSE E-198**

**CO 14.1** Distinguish between balance of trade and balance of payments, analyse the balance of payments

**CO 14.2** Understand the various types of foreign capital and the impact of international institutions on Indian economy

**B.A.III (Sem.VI)**

**Course 15: Research Methodology in Economics-II (XV) DSE E-199**

**CO 15.1** Understand the sampling techniques as a method of data collection and use techniques of data analysis in research

**CO 15.2** Write a research report, thesis and a research proposal

**B.A.III (Sem.VI)**

**Course 16: History of Economic Thoughts- II (XVI) DSE E-200**

**CO 16.1** Understand the economic concepts and theories of Neo-Classical and Indian thinkers.

**CO 16.2** Understand the development of economic thoughts

**Shikshan Prasarak Sanstha`s  
Padmabhushan Vasantrodada Patil Mahavidyalaya, Kavathe Mahankal**

**DEPARTMENT OF GEOGRAPHY**

**Academic Year 2020-21**

**Vision** - To achieve the excellence with academic advanced knowledge by dedicated teaching and promoting knowledge in the discipline of Geography”

**Mission** - "We are committed to advancing geographical knowledge and promoting sustainability through interdisciplinary collaboration, experiential learning, and inclusive educational practices, preparing our students to address complex societal issues."

**Programme Outcomes (Pos)**

**After completing B. A. degree programme, students will be able to:**

- PO 1:** Get information about the causes and effects of local, national and international problems like global warming, acid rain, ozone depletion, soil degradation, deforestation etc.
- PO 2:** Gains the knowledge of quantitative methods and their ability of statistical and cartographical Methods to solve the geographical problems.
- PO 3:** Know the basic concepts and terminologies used in Geography like interior of the earth, plate tectonic, sea floor spreading, population growth, disasters, composition and structure of atmosphere, hydrosphere, etc.
- PO 4:** Understand the basic disciplines in Geography and its sub branches.

**Programme Specific Outcomes (PSOs)**

**After Completion of B.A. in Geography students will be able to:**

- PSO 1:** Have got comprehensive knowledge in the discipline of Geography.
- PSO 2:** Apply geographical knowledge in their day to day life like being alert about disasters, weather and climatic change.
- PSO 3:** Acquire basic knowledge of surveying methods and map making technique.
- PSO 4:** Get information about various economic activities of man and their spatial temporal distribution.

## Course Outcomes (Cos)

### B.A.I (Sem. I)

#### Course 1: - B. A. I DSE – 1 Physical Geography

- CO 1.1 know the latest concepts in Physical Geography (continental drift, plate tectonic, cycle of erosion).
- CO 1.2 Understand the Atmosphere, Lithosphere, Fluvial Cycle, Hydrosphere and the work of denudation agents and their associated landforms and the interior structure of the earth.

### B.A.I (Sem. II)

#### Course 2: B. A. I DSE – 2 Human Geography

- CO 2.1 Student should know human races, population composition and different population theories.
- CO 2.4 To Examine patterns of settlement and the agricultural types, problems and prospects.

### B.A.II (Sem. III)

#### Course 3: B.A. II DSE - 3 Soil Geography

- CO 3.1 Understand soil processes, soil formation and soil properties.
- CO 3.2 Understand the classification, characteristics and distribution of soils.

### B.A.II (Sem. III)

#### Course 4: B.A. II DSE - 4 Resource Geography

- CO 4.1 Understands the concept of resource and studies the classification, examine the major resources
- CO 4.2 Knows the sustainable resource development.

### B.A.II (Sem. IV)

#### Course 5: B.A. II Geography DSE - 5 OCEANOGRAPHY

- CO 5.1 The students familiarize with the basic and fundamental concepts of oceanography a branch of Physical Geography.
- CO 5.2 With this study, students understand marine is key resource for the development of any country and to know physical and chemical properties of oceans.

### B.A.II (Sem. IV)

#### Course 6: B.A. II Course – 6 Agricultural Geography

- CO 6.1 Understand the role of agricultural determinants towards the changing cropping pattern.
- CO 6.4 understand agricultural concepts and modern technologies used in agriculture, implementation of the Green Revolution in India.

### B.A.III (Sem. V)

#### Course 7: Evolution of Geographical Thought

- CO 7.1 Student should be able to understand in-depth about the evolution of thought.
- CO 7.2 Understanding of recent trends in geography.

### B.A.III (Sem. V)

#### Course 8: Physical Geography of India

- CO 8.1 Understanding physical setup of the country
- CO 8.4 Student will be able to understand climate of India

### B.A.III (Sem. V)

#### Course 9: Population Geography

- CO 9.1 gets an understanding of distribution and trends of population growth in the developed and less developed countries, along with population theories.
- CO 9.2 an understanding of the dynamics of population, the implications of population composition in different regions of the world, An appreciation of the contemporary issues in the field of population studies

**B.A.III (Sem. V)**

**Course 10: Economic Geography**

- CO 10.1** Understand basic concept in economic geography and the relationship between human activities and resources.
- CO 10.2** Understand the economic situation at global level and apply this knowledge at local level.

**B.A.III (Sem. V)**

**Course 11: Urban Geography**

- CO 11.1** Understood the basic concepts in urban Geography
- CO 11.2** Understand the impact of site and situation on settlements & types of urban and rural settlements.

**B.A.III (Sem.VI)**

**Course 12: Political Geography**

- CO 12.1** Understand how and why states are organized.
- CO 12.2** Learn the relation between government and its people and the influence of political power on Geographical space.

**B.A.III (Sem.VI)**

**Course 13: Map work and Map Reading**

- CO 13.1** Learn the importance of map making and map reading
- CO 13.2** Understand the concept of scale and map projections.

**B.A.III (Sem.VI)**

**Course 14: Advanced Techniques and Field work.**

- CO 14.1** Be able to understand the importance of field work and use of advanced techniques (GIS & GPS) in Geography
- CO 14.2** Learn how to analyse Geographical data with the help of computer.

**Shikshan Prasarak Sanstha`s**  
**Padmabhushan Vasantrodada Patil Mahavidyalaya, Kavathe Mahankal**

**DEPARTMENT OF PHYSICAL EDUCATION**  
**Academic Year 2020-21**

**Mechanism for framing Learning Outcomes and Measuring their Attainment**

**Step 1:** Defining the Vision and Mission of the Department.

**Vision:** To give all students opportunities and experiences that lead to the achievement of total wellness and result in a longer and healthier life.

**Mission:** To create awareness of the importance and benefits of physical activities in day-to-day life and encourage regular physical activities for a positive health life -style.

**Step 2:** Defining Program Outcomes (PO's) and Program Specific Outcomes (PSO's) of the program.

**Programme Outcomes (Pos)**

**After completing B. A. degree programme, students will be able to:**

- PO 1:** Understand the disciplinary content knowledge, application of pedagogical content knowledge to teaching of physical education (Content Knowledge)
- PO 2:** Use effective communication skills and strategies to enhance student engagement & learning.
- PO 3:** Use appropriate technology to enhance teaching and learning and enhance personal and professional productivity (Proficiency in technology)
- PO 4:** Identify diverse needs, plan inclusive classroom experiences and facilitate guidance and counselling programs for differently abled students (Inclusion)
- PO5:** Foster relationships and collaboration with colleague's parent's community to support student's growth and wellbeing (Collaboration)

**Programme Specific Outcomes (PSOs)**

**After Completion of B.A. in Physical Education students will be able to:**

- PSO 1:** Awareness – Create awareness about physical fitness and sports.
- PSO 2:** Understand different training methods of Physical Education.
- PSO 3:** Knowledge- Apply knowledge of physical education and sports for personality development.
- PSO 4:** Ethics – Learn different values including hard work, respect, cooperation, teamwork etc.
- PSO5:** Practical Knowledge – Apply the practical knowledge for different play grounds and rules of different games.

## Course Outcomes (Cos)

### B.A.I (Sem. I)

#### Course 1: Introduction of Physical Education (I) DSE

- CO 1.1 The meaning, definition, concepts of physical education.
- CO 1.2 The changing concepts of physical education.
- CO 1.3 Aim and Objectives of Physical Education
- CO 1.4 Practical knowledge of Indian game and athletics

### B.A.I (Sem. II)

#### Course 2: Foundation of Physical Education (II) DSE

- CO 2.1 Understand the body posture and its characteristics.
- CO 2.2 Learn physical fitness factors and theories of Play.
- CO 2.3 Practical knowledge of Ball game and Yoga.

### B.A.II (Sem. III)

#### Course 3: History of the Physical Education (III) DSC

- CO 3.1 Understand the physical education in ancient period of India.
- CO 3.2 Knowledge of Olympic Games.
- CO 3.3 Practical Knowledge of Indian game and athletics.

### B.A.II (Sem. III)

#### Course 4: Organization and Administration in Physical Education (IV) DSC

- CO 4.1 Understand organization and administration.
- CO 4.2 Learn different tournaments of Shivaji University.
- CO 4.2 Practical knowledge of Ball game and Yogasanas.

### B.A.II (Sem. IV)

#### Course 5: History of the Physical Education (V) DSC

- CO 5.1 Understand the development of physical education in India.
- CO 5.2 Learn different institutions of sports and awards.
- CO 5.3 Practical knowledge of Suryanamaskara.

### B.A.II (Sem. IV)

#### Course 6: Organization and Administration in Physical Education (VI) DSC

- CO 6.1 Understand methods of tournaments.
- CO 6.2 Learn playground facilities and sports equipment.
- CO 6.3 Practical knowledge of ground marking.

### B.A.III (Sem. V)

#### Course 7: Health Education (VII) DSC

- CO 7.1 The Meaning, definitions, Nature and scope of Health Education.
- CO 7.2 Personal Health, and Factors influencing on Health.
- CO 7.3 Social Health, Communicable diseases Causes & Prevention (HIV / AIDS, Malaria, Dengue, Chikungunya, Swine Flu, Corona etc.)
- CO 7.4 Health of the Community, Health problems in family, Community, School and Colleges.

### B.A.III (Sem. V)

#### Course 8: Recreation in Physical Education (VIII) DSE

- CO 8.1 Concept, Definitions, Nature and function of Rhythm.
- CO 8.2 Need & Importance of Rhythmic exercise.
- CO 8.3 Meaning, Definitions, Concept of Recreation, Aim & Objectives of recreation

**CO 8.4** Recent trends in recreation Hiking, Trekking, Sports camps and Competitions, Aerobics and Zumba

**B.A.III (Sem. V)**

**Course 9: Yoga (IX) DSC**

**CO 9.1** Aim, Objectives and Scope of Yoga in Human Life

**CO 9.2** Yoga and Physical Health: Promotive, Preventive and Curative aspects Of Physical Health

**CO 9.3** Yoga and Mental Health: Nature of problems, Promotive, Preventive and Curative aspects of mental health through Yogic practices.

**B.A.III (Sem. V)**

**Course 10: Anatomy And Physiology (X) DES-E-230**

**CO 10.1** Introduction OF Anatomy, Physiology and Physiology of exercises

**CO 10.2** The cell and its parts

**CO 10.3** Structure, classification and Functions OF Skeletal System, Muscular System, Respiratory System.

**B.A.III (Sem. V)**

**Course 11: Dietetics And Nutrition (XI) DSE**

**CO 11.1** Need & importance Diet components Carbohydrates, Proteins, Fats, vitamins. Mineral Fibers and water.

**CO 11.2** Meaning, Definition and sources Of Balance Diet.

**CO 11.3** Malnutrition

**CO 11.4** Causes, sign and symptoms OF Underweight and Obesity.

**B.A.III (Sem.VI)**

**Course 12: Health Education Program (XII) DSC**

**CO 12.1** Health Program and Importance of exercises in health and fitness. Drugs, Alcohol and Tobacco-Adverse effect on performance.

**CO 12.2** Need Importance and Scope of Population Education, Role of Health education in population education.

**CO 12.3** Aims & Objectives program and projects World Health Organization, WHO in india and HIV / AIDS - causes, symptoms and prevention.

**B.A.III (Sem.VI)**

**Course 13: Research In Physical Education (XIII) DSE**

**CO 13.1** Concept, Meaning and Definition of Research.

**CO 13.2** Types of research

**CO 13.3** Research Process, Stages in research process.

**B.A.III (Sem.VI)**

**Course 14: Yoga And Health (XIV)**

**CO 14.1** Relationship of Yoga with Emotional Health and Structure of Human body and yogasanas.

**CO 14.2** Effect of yogic exercises on respiratory and nervous system.

**CO 14.3** Psychophysical basis of promoting sports career and Contribution of yogic practices for the development of Sports performances.

**B.A.III (Sem.VI)**

**Course 15: Anatomy and Physiology of Exercise (XV) DSE**

- CO 15.1** Circulatory System: Blood, Heart structure and function, Blood pressure, Pulse, Blood groups, Oxygen debt.
- CO 15.2** Organ of digestive system (Mouth, teeth, salivary glands, pharynx, oesophagus, stomach, small and large intestine, pancreas, liver, structure and function - in brief.
- CO 15.3** Excretory System: Structure and function of Kidney and skin, Nervous System: Structure of brain and spinal cord, Reflex action.

**B.A.III (Sem.VI)**

**Course 16: Dietetics and Hygiene (XVI) DSE**

- CO 16.1** Food sources and their effect (Natural food, Impure food, Processed food, Stimulants)
- CO 16.2** Meaning, Need and importance Athlete Diet.
- CO 16.3** Immunity (Personal hygiene - desirable hygiene habits) and School Health program.

Shikshan Prasarak Sanstha's  
**PADMABHUSHAN VASANTRAODADA PATIL MAHAVIDYALAYA,**  
**Kavathe Mahankal, Dist.- Sangli**  
**Department of Chemistry**

(Academic Year 2020-21)

**Vision**

The Chemistry Department is committed to prepare competitive and professional graduates within an innovative and intellectually stimulating environment, support other academic programs by offering quality chemistry learning experiences, conduct basic and applied research of national and international impact, build proactive partnerships with industry and offer effective training and educational and technical services to the society. To achieve excellence in teaching and research.

**Mission**

- Enhance the basic and applied research framework in the Chemistry Department.
- To empower through knowledge and information.
- To develop, enhance, and improve the quality of human resources.
- To cultivate resolute moral and ethical values through good chemical practices.
- To meet contemporary regional and national needs and anticipate future social and economic development.
- Build partnerships with the industry to increase employability skills.

**Program Outcomes (Pos)**

**After completion of this program student will be able to,**

- PO1: Facilitate the coordination between classical academics and societal needs
- PO2: Apply practical knowledge to industrial application and for developing methods
- PO3: Cope up with the challenges and the advances in the science
- PO4: Acquire the ability of critical analysis of different issues.

**Program Specific Outcomes (PSO's)**

**After completion of this program student will be able to,**

- PSO1: Cater the needs and the challenges of chemical and metallurgical industries.
- PSO2: Handle sophisticated instruments used for different analysis.
- PSO3: Work in pharmaceutical industries
- PSO4: Cope up for higher education such as post-graduation and research

## Course Outcomes (CO`s)

### B.Sc. I (Sem I)

#### DSC-3A-Course I (Inorganic chemistry)

After completing the course students will able to,

- CO-1.1 Foster the ability and to aquire the knowledge of terms, facts, concept principles of atomic structure and ionic bonding
- CO-1.2 Develop the proper aptitude and interest towards the concepts of inorganic chemistry like VBT and MOT

#### DSC-4A Course II (Organic Chemistry)

- CO:2.1 Learn fundamentals of chemistry stereochemical aspects and nomenclature of stereoisomers.
- CO:2.2 Understood concept of aromaticity Preparation reactions of cycloalkanes cycloalkenes and alkadienes.

### B.Sc. I (Sem II)

#### DSC- 3B: Course III (Physical Chemistry)

- CO:3.1 Understand the basic concepts of thermodynamics thermochemistry and free energy change in chemical reaction.
- CO:3.2 Understand different theory of gases factors affecting rate of reactions and theories of reaction rates

#### DSC-4B-Course IV (Analytical Chemistry)

- CO:4.1 Understand the basic methods of analysis techniques of sampling basic principle of chromatography and important aspect of titrimetric analysis.
- CO:4.2 Acquire the knowledge about physical methods of water analysis chemical methods of water analysis along with basic aspects of fertilizers.

#### Course V Laboratory course (practical)

- CO:5.1 Understood the kinetics of various reaction
- CO:5.2 Acquire the knowledge of analysis of organic compounds
- CO:5.3 Acquire the knowledge of simple techniques such as paper chromatography, quantitative analysis
- CO:5.4 Determine the strength of mineral acid

### B.Sc. II (Sem III)

#### DSC-C3-Course VI (Physical Chemistry)

- CO:6.1 Understand conductivity, transport number of the aqueous solutions with different applications surface tension viscosity refractive index and surface phenomena at heterogeneous surfaces.
- CO:6.2 Learn the various nuclear phenomena techniques of measurement of nuclear radiations and third order reaction

#### **DSC-C4-Course VII (Industrial Chemistry)**

- CO:7.1 Understood the basic concepts in Industrial Chemistry and electroplating
- CO:7.2 Acquire the knowledge of Indian paper industry, Soaps and Detergents

#### **B.Sc. II (Sem IV)**

##### **DSC-D3- Course VIII (Inorganic chemistry)**

- CO:8.1 Understood the meaning of terminologies, concepts of coordination chemistry and chelation
- CO:8.2 Understood the periodicity of P block, 3d series elements and inorganic qualitative analysis

##### **DSC-D4-Course IX (Organic Chemistry)**

- CO:9.1 To impart knowledge about Preparation synthesis reactivity and applications of carboxylic acids carbohydrates Amines and Diazonium Salts
- CO:9.2 Understood the basic knowledge conformational analysis of organic compounds nomenclature and reactivity of aldehydes and ketones

##### **Course X Laboratory course (practical)**

- CO:10.1 Understood the kinetics of various reaction and use of instruments for different analytical application
- CO:10.2 Acquire the knowledge of Preparation, analysis of organic compounds and mixture.
- CO:10.3 Foster the knowledge of extraction, purification of various metals and the analysis of inorganic compounds and mixture.
- CO:10.4 Perform the quantitative analysis of various analytes

#### **B.Sc. III (Sem V)**

##### **DSE-ES-Course XI (Inorganic Chemistry)**

- CO:11.1 Acquire the knowledge of Acids bases and bonding in transition metal complexes
- CO:11.2 Understood the metals, semiconductor, superconductors, organometallic compounds and catalysis

**DSE-E6-Course XII (Organic Chemistry)**

- CO:12.1 Understand the energy associated parameters chromophore, auxochrome, calculation of  $\lambda_{max}$ , vibrational transitions, regions of IR spectrum and functional group recognition.
- CO:12.2 Get the knowledge of magnetic non-magnetic nuclei, shielding-deshielding, chemical shift, splitting pattern molecular ion, fragmentation pattern and different types of ions produced. Also, able to solve problems based on UV-Vis, IR, NMR, Mass Spectral data and predict the structure of organic compound with the help of provided spectral data

**DSE-E7-Course XIII (Physical Chemistry)**

- CO:13.1 Understand elementary quantum mechanics quantum Chemistry and spectroscopy Knowledge
- CO:13.2 Learn different aspects of Photochemistry solutions and electrochemistry

**DSC-E8-Course XIV (Analytical Chemistry)**

- CO:14.1 Learn the techniques of gravimetric analysis potentiometric titrations and acquire the knowledge of instrumental analysis of alkali and alkaline earth elements by using flame photometry
- CO:14.2 Understand working applications of optical methods as an analytical tool and Quality control practices in analytical industries/laboratories

**B.Sc. III (Sem VI)****DSC-F-5-Course XV (Inorganic Chemistry)**

- CO:15.1 Impart the advances in coordination Chemistry, Nuclear chemistry and its societal applications
- CO:15.2 Understood the Chemistry of f block Elements, extraction of iron and steel and Role of various metals in Bio inorganic chemistry

**DSE-F6-Course-XVI (Organic Chemistry)**

- CO:16.1 Knowledge of different organic reactions reagents used in organic transformations and retrosynthesis of some organic compounds.
- CO:16.2 Learn electrophilic addition to  $>C=C<$  bond and get knowledge of alkaloids and terpenoids understand chemistry of some pharmaceutical drugs

**DSE-F7-Course XVII (Physical Chemistry)**

CO:17.1 Know Phase equilibria, phase rule, Thermodynamics and solid-state chemistry

CO:17.2 Learn Chemical kinetics and understanding the knowledge of distribution law

**DSC-F-8-Course XVIII (Industrial chemistry)**

CO:18.1 Understand the process of manufacture of sugar industrial heavy chemicals and synthesis of various polymers

CO:18.2 Understand the petroleum Industry need of use of eco-friendly fuels and Understanding

**Course XIX Laboratory course (practical)**

CO:19.1 Apply practical knowledge to industrial application and for developing methods

CO 19.2 Understood the kinetics of various reaction

CO 19.3 Handle instruments for different analytical application.

CO:19.4 Foster the knowledge of extraction, purification of various metals the analysis of inorganic compounds and mixture

CO 19.5 Analyze the commercial samples such as talcum powder, milk sample etc

CO:19.6 Acquire the knowledge of preparation of organic compounds though green chemistry approach

CO 19.7 Carry out qualitative analysis of organic mixture

CO:19.8 Work in chemistry related industries.

# DEPARTMENT OF PHYSICS

Academic Year 2020-21

## Mechanism for framing Learning Outcomes and Measuring their Attainment

### Step 1: Defining the Vision and Mission of the Department.

#### Vision

The department of Physics is committed to prepare the competitive and professional graduates by providing stimulating environment and support. It has commitment to advancing scientific knowledge educating students and contributing to society.

#### Mission

Our mission is to provide rigorous and comprehensive education in preparing the students for successful career in academics, industry and beyond. We are dedicated to conducting cutting edge research, addressing fundamental questions in Physics and applying our findings to address global challenges. Through collaboration, mentorship we strive to inspire curiosity, critical thinking and lifelong passion for science.

### Step 2: Defining Program Outcomes (PO's) and Program Specific Outcomes (PSO's) of the program.

#### Program outcomes (PO's)

After successful completion of B Sc students will be able to,

PO 1 acquire the knowledge with facts.

PO 2 understand the basic concepts, fundamental principles and scientific theories.

PO 3 develop scientific outlook with respect to science subject.

Po 4 analyse the scientific idea systematically and critically.

#### Program Specific Outcomes (PSO's)

After successful completion of three-year degree program in physics a student should able to

1 Gain knowledge of physics through theory & practical.

2 Demonstrate solve & understand major concepts in all discipline of physics

3 Solve problems & also think methodically, independently & draw logical conclusion

4 Create an awareness of impact of physics or society & development outside the community.

5 Employ scientific Knowledge to design carryout record & analyze the results of physics experiments

### Step 3: Defining Course Outcomes (CO's) of each course in a Program.

#### Course outcomes (CO's)

After completion of the courses,

CO1—

1 Students are able to Understand and identify scalar and vector and physical quantities.

2 1 Students are able to Understand the conceptual evolution of conservation laws of momentum and energy

CO2—

1 Students gain basic knowledge of mechanics and revise basic concept of stress, strain and Elastic constants.

2 Students are exposed to different phenomena-a in physics and can understand applications of different phenomena in physics

CO3 ----

1 Students are able to study physical significance of gradient, curl and divergence.

2 Gain information about concept of energy density in electric field and capable of applying the concepts to solve numerical.

CO4----

1 Students are able to solve problems related with electric and magnetic field

2 Get idea of Maxwell's equations

CO5 Practical..

1 Awareness of importance of physics developed

2 Students gain skill of handling of instruments

3. Students get knowledge of mechanics

4. Awareness of handling of electronic appliances developed.

CO6-----

1 Studied laws of thermodynamics

2 Students expertise in measurement of temperature with different thermometers.

CO7-----

1 Students understand nature of waves and oscillations

2 They studied properties of Sound waves.

CO8 -----

1 Students studied laws of Statistical mechanics

2 Studied TDS equations.

CO9-----

1 Students can understand different optical phenomena & can handle polarimeter to determine specific rotation of ppl

2 They can use knowledge of optics for various applications in society and develop research attitude

CO10 Practical...

1 Students gain skill of measurement of thermal conductivity of different metals by various methods.

2 Students are exposed to study of effect of heat on properties of matter

CO11 practical

1 Students can understand properties of sound

2. Students exposed to different properties of light by using various optical instruments

CO12-----

1 Students can understand idea of partial diff equations

2 Students can analyze properties of complex no. and can solve special type integrals.

CO13-----

1 Students well understand wave nature of matter particle.

2 They understand 1D &3D wave equation and use to solve problems. Gain skill how to use

Operators

CO14-----

1 Students studied various equations and principles and their applications in classical mechanics

2 Students exposed to special theory of relativity and charged particle dynamics.

CO 15-----

1 Students understand working and practical application of transistors; ICs, OPAMPS.

2 They can build electronic circuits and get knowledge about logic circuits.

3 Develop skill of use of CRO.

CO 16-----

1 Students exposed to nuclear properties with detectors and accelerator

2 Get knowledge about elementary particles and their classification.

CO 17-----

1 Students gain knowledge about magnetic properties of materials

2 Students are exposed to research in Materials science.

C18-- ---

1 Develop research skills in astronomy and can study Cosmos and it's origin

2. Develop scientific vision and can use for Society

3 Well understand Atomic and Molecular spectra.

CO19-----

1 Gain knowledge about renewable energy sources.

2 Creates awareness about research in nanomaterial and Super capacitors.

CO20 Practical....

1 Research attitude developed among students.

2 Job oriented skill developed

CO21 Practical

1 Awareness of use of nonconventional energy sources is developed

2 Students can apply practical knowledge to design logic circuits

CO22. Practical -----

1 Gain knowledge about safety of electronic instruments.

2 Students expertise in use of Optical instruments

CO23 Practical.....

1 Expertise in how to use CRO

2 Gain skill of using electric instruments and use of physics for Society.

**Shikshan Prasarak Sanstha's**

**Padmabhushan Vasantodada Patil Mahavidyalaya, Kavathe Mahankal**

**Department of Botany**

**Academic Year 2020-21**

**Mechanism for framing Learning Outcomes and Measuring their Attainment**

**Step1:** Defining the Vision and Mission of the Department.

**Vision –**

**The Department of Botany is a fostering ground for an individual's comprehensive development and to inculcate fraternal spirit for scientific work & ability to pursue studies far beyond graduation and effective contribution to the society.**

**Mission –**

- To impart knowledge is the basic aim of education. The students are expected acquire the knowledge of Plants science, natural phenomenon, manipulation of environment by man.
- Understanding the scientific terms, concepts, facts, phenomenon etc.
- To develop scientific attitude which is the major objective.
- This makes the students open minded, critical observations, curiosity, thinking etc.
- Appreciation of the subject, contributions of scientists, scientific methods, scientific programs etc.

**Step2:** Defining Program Outcomes (PO's) and Program Specific Outcomes (PSO's) of the program.

**Program outcomes(PO's)**

After completion of **B. Sc. Botany** Program Students will be able to,

**PSO 1:** To acquire the knowledge with facts.

**PSO 2:** To understand the basic concepts, fundamental principles and scientific theories

**PSO 3:** To develop scientific outlook with respect to science subjects.

**PSO 4:** To analyze the given scientific data critically and systematically.

**Program Specific Outcomes(PSO's)**

After completion of graduation in **B. Sc. Botany** students will be able to,

1. To know the scope and importance of the plant systematics.
2. To understand plant morphology, nomenclature and classification
3. To prepare and demonstrate herbarium and to understand importance of Botanical gardens.
4. To examine internal organization of plant organs.

Step3:DefiningCourseOutcomes(CO's)ofeachcourseinaProgram.

### Courseoutcomes(CO's)

#### **Course1: Microbes, Algae and Biofertilizers**

Atthe endofthiscourse studentswill beable to,

**CO1.1-** Understand the diversity among microbes, Algae and Fungi.

**CO1.2-** Know the Economic Importance of Microbes, Algae and Fungi.

#### **Course2:Cell Biology and analytical techniques**

Atthe endofthiscourse studentswill beableto,

**CO2.1-** Understand the morphological diversity of the BryophytesPteridophytes and gymnosperms.

**CO2.2-** Understand the economic importance of the BryophytesPteridophytes and gymnosperms.

#### **Course3: Mycology, Phytopathology and Mushroom cultivation**

At the end of this course students will be able to,

**CO3.1-** Understand the scope of ecology.

**CO3.2-** Understand the adaptations in plants.

#### **Course4: Archegoniate**

At the end of this course students will be able to,

**CO4.1** Understand the diversity of Angiosperms.

**CO4.2** Understand the Phylogeny of angiosperms -A general account of the origin of Angiosperms.

#### **Course5: PracticalI**

**CO5.1-**Students can understand Gardening skills, Nursery techniques,Plant identification and herbarium techniquePlant resources and preservation technique of Indian native seeds or land races

**CO5.2-**Students can understand water analysis,Germplasm conservation (in-vivo)

#### **Course6:Plant systematics and Anatomy**

At the end of this course students will be able to,

**CO6.1-** To know the scope and importance of the plant systematics.

**CO6.2-** To understand plant morphology, nomenclature and classification

#### **Course7: Genetics and Molecular Biology**

At the end of this course students will be able to,

**CO7.1-** To understand the principles of Mendelian inheritance and gene interaction.

**CO7.2-** To differentiate between structural and numerical variations in chromosomes.

### **Course8:Plant Ecology and Economic botany**

At the end of this course students will be able to,

**CO8.1-** To understand core concepts of biotic and abiotic components.

**CO8.2-** To gain an insight into the diverse ecosystem, related food web and ecological pyramids.

### **Course9: Plant physiology, Nursery and Gardening techniques**

At the end of this course students will be able to,

**CO9.1-** To understand various physiological processes in plants.

**CO9.2-** To understand significance and mechanism of photosynthesis.

### **Course10:PracticalII&Practical III**

At the end of this course students will be able to,

**CO10.1-** Students will be able to identify the plants

**CO10.2-** Students will be able to present scientific hypotheses.

### **Course11: Genetics and Plant Breeding**

At the end of this course students will be able to,

**CO11.1-** To understand Mendelian and Neo-mendelian genetics and mechanism of crossing over and linkage and mutation.

**CO11.2-** To understand Get the detail knowledge about modern strategies applied in Plant Breeding for crop improvement i.e. Mass selection, Pure line Selection and Clonal selection.

### **Course12:Microbiology, Plant Pathology and Mushroom Culture Technology**

At the end of this course students will be able to,

**CO12.1-** Understand the Microbial Genetics and Recombination in Bacteria.

**CO12.2-** Understand the scope and importance of Mushroom cultivation.

### **Course13:Cytology and Research Techniques in Biology**

At the end of this course students will be able to,

**CO13.1-** To gain knowledge about "Cell Science".

**CO13.2-** Know the details of Microscopy, Chromatography and cultural techniques in Botany.

### **Course14:Horticulture and Gardening**

At the end of this course students will be able to,

**CO14.1-** To know the importance of Pomoculture, Olericulture, Floriculture and Land scape gardening and infrastructure for nursery.

**CO14.2-** To get the knowledge of Horticultural produce and management of pest and diseases.

### **Course15:Plant Biochemistry and Molecular Biology**

Attheendofthiscoursestudentswillbeableto,

**COS15.1-**Understand the properties of Monosaccharides, Oligosaccharides and Polysaccharides.They will learn about the Significance of Carbohydrates and understand the Properties of saturated fatty acids, and unsaturated fatty acids.

**COS15.2-**Understand the protein - structure and classification and protein biosynthesis in prokaryotes and eukaryotes.

### **Course16:Bioinformatics, Biostatistics and Economic Botany**

Attheendofthiscoursestudentswillbeableto,

**COS16.1-**To know the scope and branches of Binformatics, biological data bases and applications.

**COS16.2-**To understand the collection and presentation biostatistical data, Census method and sampling methods, classification, tabulation and graphical representation.

### **Course17:Plant biotechnology and Palaeobotany**

Attheendofthiscoursestudentswillbeableto,

**COS17.1-** Know about the genomic organization of living organisms and understanding the fundamentals of Recombinant DNA Technology, DNA fingerprinting, molecular DNA markers, PCR and concept of gene bank.

**COS17.2-** Understanding the Genetic Engineering and principle and basic protocols for Plant Tissue Culture.

### **Course18:Biofertilizers and Herbal Drug Technology**

Attheendofthiscoursestudentswillbeableto,

**COS18.1-** Understand the importance, types and study of bacterial, blue green algal, mycorrhizal and trichoderma biofertilizers and methods of vermicomposting.

**COS18.2-** To Know the importance of herbal medicines, classification of crude drugs and applications of herbs in cosmetics, facemasks, bath oil and perfumes.

### **Course19:PracticalIV,V,VI&VII**

**COS19.1-** Students can understand to examine the structure of DNA.

**COS19.2-** Students can identify the common plant diseases according to geographical locations and device control measures.

**COS19.3-** Students can understand to compared the effect of chromosomal abnormalities in numerical as well as structural changes leading to genetic disorders.

**COS19.4-** Students can conceptual understanding of plant genetic resources, plant breeding, gene bank and gene pool.

**COS19.5-** Students can understand the herbal preparations of churns, decoction, hair oil and shampoo.

**COS19.6-** Students can understand the micrometry, microphotography and microtomy techniques.

**COS19.7-** Students can understand the varices branches of horticulture, fruit and vegetable crops, floriculture, medicinal and aromatic plants.

**COS19.8-** Students can understand the different landscaping practices and garden design.

**Shikshan Prasarak Sanstha's  
P.V.P. Mahavidyalaya, Kavathe Mahankal  
Department of Zoology**

---

---

**Academic year 2020-21**

**Vision :**

The Department of Zoology is a fostering ground for an individual's comprehensive development and to inculcate fraternal spirit for scientific work & ability to pursue studies far beyond graduation and effective contribution to the society.

**Mission :**

- To impart knowledge is the basic aim of education. The students are expected acquire the knowledge of animal science, natural phenomenon, manipulation of environment by man.
- Understanding the scientific terms, concepts, facts, phenomenon etc.
- To develop scientific attitude which is the major objective.
- This makes the students open minded, critical observations, curiosity, thinking etc.
- Abilities to apply scientific methods, collection of scientific data, problem solving, organize science exhibitions, clubs etc.
- Appreciation of the subject, contributions of scientists, scientific methods, scientific programs etc.
- To bring about an awareness of health related problems, its prevention and cure.

**Programme Outcome (Pos):**

After graduating with a degree in Zoology, the students can venture into different fields and can make a career:

- PO 1:** Research in different fields of Cell-Biology, Genetics, Physiology, Entomology, Marine Sciences, Food Technology
- PO 2:** Forensic Sciences and Forestry
- PO 3:** Agrochemicals and Pest Management
- PO 4:** Environmental Management and Masters in Business Administration Can become an Entrepreneur in applied sciences
- PO 5:** Professional field such as Poultry, Sericulture, Apiculture, Pisci culture, Dairy so on

## **Programme Specific Outcomes (PSOs):**

After graduating with a degree in Zoology, the students can venture into different fields and can make a career:

- PSO 1:** Develop insight and improve their analytical and practical knowledge in various aspects of Life Science, Genetics, Molecular Biology, Physiology, Applied Zoology, Embryology, Evolution, Biochemistry Applied Branches and Health
- PSO 2:** Acquire vast knowledge in various branches and its application biological sciences such as biochemistry, apiculture, poultry, Fishery, Goat farming, Agriculture, Vermiculture
- PSO 3:** To identify the scientific facts behind every natural phenomenon
- PSO 4:** Gain knowledge and handling in sophisticated equipment's
- PSO 10:** Understanding the morphology and functional characteristics at cellular and sub-cellular (molecular) level

## **Course Outcomes (Cos)**

### **B.Sc –I (Sem- I) Zoology**

#### **Course 1: Paper I- DSC – 110 A (Animal Diversity-I)**

- CO 1.1** Theory and practical papers touch upon systematics, animal diversity from phyla from Protista to Annelida. and will enhance in understanding the usefulness of systematic in the identification, nomenclature and classification of animal diversity.
- CO 1.2** Imparting knowledge of five kingdom classification system and biodiversity related to non-chordates from Protista to Echinodermata

### **B.Sc –I (Sem- I) Zoology**

#### **Course 2: Paper II- Paper-II- DSC – 16 A (Animal Physiology)**

- CO 2.1** Students will be able to understand the working of nerve cell and its signaling, mechanism of muscle contraction and relaxation
- CO 2.2** Student will be able to understand importance of respiratory gases and mechanisms of transportation, Structure and function of kidney and heart.
- CO 2.3** Student will be able to understand the types of blood and its function.

**B.Sc –I Zoology (Sem-II)**

**Course 3: Paper-III - DSC – 110 B ( Cell Biology and Evolutionary Biology)**

- CO 3.1** Students would have a deeper insights into the structure and functions of a living cells, deeper knowledge of cell theory, difference between prokaryotes and eukaryotes and to understand the importance and functions of cell organelle.
- CO 3.2** Understanding the evidences of evolution like fossils, connecting links and living fossils and its importance.
- CO 3.3** Students will be understand the Lamarckism and Darwinism to understand different changes occurs during the evolution of earth.

**B.Sc –I Zoology (Sem-II)**

**Course 4: Paper-IV- DSC – 16 B (Genetics)**

- CO 4.1** students would have a deeper insights into the understanding concepts like of inheritance, Mendelian genetics
- CO 4.2** understanding the divergence from Mendelism patterns of inheritance ,co-dominance, Incomplete dominance, multiple alleles and lethal genes.
- CO 4.3** Students will be able to the significance of linkage, crossing over, Different types of mutations and Different types Sex determination

**B.Sc –I Zoology (Sem I and Sem-II)**

**Course 5 : Zoology Practical Based on theory Paper DSC- 110A, B and 16 A, B**

- CO 5.1** Practical papers touch upon systematics, animal diversity, phyla from Protista to Annelida and will enhance in understanding the systematic in the identification, nomenclature and knowing the actual morphological characters by observing specimen.
- CO 5.2** Practical papers touch upon Insect vectors, and vector borne diseases, types of fossils  
Practical papers touch upon Insect vectors, and vector borne diseases, types of fossils, demonstration of rat, practical's hands on physiological and cytological practical's

**B.Sc. – II Zoology (Sem-III)**

**Course 6: Paper V (Animal Diversity-II)**

- CO 6.1** Understanding the Characters, classification and phylogenic relations among Protochordates, Agnatha, Pisces, Amphibians Reptiles, Aves and Mammals.
- CO 6.2** Making aware about Venomous and non- Venomous snakes, venom and its effect, snake bite and first aid.

**B.Sc. – II Zoology (Sem-III)**

**Course 7: Paper VI (Biochemistry)**

**CO 7.1** Imparting knowledge about nucleic acids ( of DNA and RNA ) and enzyme nomenclature, Classification, enzyme kinetics, Inhibition, regulations and Isozymes.

**CO 7.2** Student will be able to understand the different types of Protein, Lipid and carbohydrate metabolism.

**B.Sc. – II Zoology (Sem-IV)**

**Course 8 : Paper VII: (Reproductive Biology)**

**CO 8.1** Imparting knowledge of histological structures of mammalian reproductive organs

**CO 8.2** Imparting knowledge of hormones

**CO 8.3** Imparting knowledge of modern technique like IVF, ET, EFT, IUT, ZIFT, GIFT, ICSI, PROST

**B.Sc. – II Zoology (Sem-IV)**

**Course 9 : Paper VIII: (Applied Zoology – I)**

**CO 9.1** Students will able to understand the Transmission, Prevention and control of diseases: Tuberculosis, Typhoid.

**CO 9.2** To understand the Economic importance of different insects

**CO 9.3** To understand the Principles of poultry breeding, Management of breeding stock and broilers, Processing and Preservation of eggs.

**CO 9.7** Imparting knowledge of some crop pests, house hold pests, store rain pests and their biological control.

**B.Sc –II Zoology (Sem I and Sem-II)**

**Course 10 : Zoology Practical I ( Paper V and VI) and Practical II ( Paper VII and VIII)**

**CO 10.1** Practical papers touch upon systematics, animal diversity, phyla from Hemichordata to Mammals and will enhance in understanding the systematic in the identification, nomenclature and knowing the actual morphological characters by observing specimen.

**CO 10.2** Practical papers touch upon Insect vectors, and vector borne diseases, types of fossils, demonstration of rat, practical hands on physiological and cytological practical's.

**B.Sc –III (Sem- V) Zoology**

**Course 11: Paper IX: DSE-E29 (Comparative Anatomy of Vertebrates)**

**CO 11.1** Imparting knowledge of integuments and endoskeleton among the vertebrates.

**CO 11.2** Imparting knowledge of basic structural and functional parts of digestive and respiratory system from lower vertebrates to higher vertebrates.

**CO 11.3** Imparting knowledge of excretory and nervous system of various classes of vertebrate

**B.Sc –III (Sem- V) Zoology**

**Course 12: Paper X: DSE-E29 (Molecular Cell Biology and Animal Biotechnology)**

- CO 12.1 Understanding the molecular concepts in biology
- CO 12.2 Getting aware about various Animal Biotechnology.
- CO 12.3 Understanding the synthesis of protein

**B.Sc –III (Sem- V) Zoology**

**Course 13: Paper XI: DSE-F30 (Biotechniques and Biostatistics)**

- CO 13.1 Understanding the many biostatistics terms such as tabulation, measure of central tendency, Graphical representation of data, Dispersion and correlation
- CO 13.2 Getting aware about application of biotechnology in medicine, animal husbandry and agriculture
- CO 13.3 Imparting knowledge about production of cloned and transgenic animals.

**B.Sc –III (Sem- V) Zoology**

**Course 14 : Paper XII: DSE-F31 (Aquatic biology and Endocrinology)**

- CO 14.1 Getting aware about environment, Understanding and getting knowledge about the aquatic biomass of various zones and biology of lakes and streams.
- CO 14.2 Understanding the anatomy, histology, role, regulation and disorder various endocrine glands of human

**B.Sc –III (Sem- VI) Zoology**

**Course 15: Paper XIII: DSE-E30 ( Developmental Biology of Vertebrates)**

- CO 15.1 Understanding the gametogenesis and detailed development of chick upto 72 hrs.
- CO 15.2 Understanding the early developmental process of frog
- CO 15.3 Imparting the knowledge of placenta formation, types and its significance.

**B.Sc –III (Sem- VI) Zoology**

**Course 16: Paper XIV: DSE-E32 ( Immunology)**

- CO 16.1 Imparting the knowledge of immunology
- CO 16.2 Understanding the cells and organs of immune system, and basic properties of antigens
- CO 16.3 Students will be able understand the structure, function ,antigen – antibody interaction of and hybridoma technology.

**B.Sc –III (Sem- VI) Zoology**

**Course 17: VI- Paper XV: DSE-E31(Applied Zoology-II)**

- CO 17.1 Understanding the economic importance of apiculture, Pearl culture.
- CO 17.2 Imparting knowledge about animal Husbandary and goat farming
- CO 17.3 Understanding the fisheries industry and economic importance of fishes and prawn culture.

**B.Sc –III (Sem- VI) Zoology**

**Course 18: Paper XVI: DSE-F32 (Insect Vectors and Histology)**

**CO 18.1** Getting aware about various pathogenic insect vectors

**CO 18.2** Understanding the Histological structure of mammalian organs

**B.Sc –III (Sem- VI) Zoology**

**Course 18: Paper XVI: DSE-F32 (Insect Vectors and Histology)**

**CO 18.1** Getting aware about various pathogenic insect vectors

**CO 18.2** Understanding the Histological structure of mammalian organs

**B.Sc –III (Sem- VI) Zoology**

**Course 19: Zoology Practical Based on theory Papers IX to XVI**

**CO 19.1 Practical I:** Practical papers touch upon integuments and endoskeleton, comparative study of heart, brain respiration and digestive system of lower to higher vertebrate.

**CO 19.2** Imparting the knowledge of Developmental stages of frog, chick embryo, histology of placenta, study of gametes of rat and frog and preparation of W.M. of chick embryo.

**CO 19.3 Practical II:** Practical papers touch upon economic importance of apiculture, Pearl culture, prawn culture, animal Husbandry and goat farming.

**CO 19.4** Imparting the study of lymphoid organs, histology of lymphoid organs and practicals of physiology and cell biology like study types of blood cells, determination of A, B, O blood group, cell counting and viability and demonstration of ELISA and Electrophoresis.

**CO 19.5** Practical III: Practical papers touch upon preparation of permanent slides through microtechniques and study of example in biostatistics.

**CO 19.6** Imparting practical's like chromatography, DNA isolation and study of techniques like PCR, DNA fingerprinting etc.

**CO 19.7** Practical IV: Practical papers touch upon practical based on limnology, study of instruments used in limnology.

**CO 19.8** Imparting the study of Insect vectors, Vector borne diseases and Histology of Mammalian Organs

# DEPARTMENT OF MATHEMATICS

Academic Year 2020-21

## Mechanism for framing Learning Outcomes and Measuring their Attainment

**Step 1:** Defining the Vision and Mission of the Department.

### **Vision**

To develop and offer dynamic programmes in the mathematical sciences that will prepare students to enter new fields of specialization.

### **Mission**

To develop the role of Mathematics in general in other fields and in society.

**Step 2:** Defining Program Outcomes (PO's) and Program Specific Outcomes (PSO's) of the program.

### **Program outcomes (PO's)**

#### **Program outcomes (PO's)**

After completion of B. Sc. Program Students will be able to,

PO1 : understand the basic concepts, fundamental principles and scientific theories.

PO2 : develop scientific outlook with respect to science subjects.

PO3 : analyze the given scientific data critically and systematically.

PO4 : Acquire in-depth knowledge and integrate with existing knowledge to sensitize the people about global and local environmental issues

### **Program Specific Outcomes (PSO's)**

After successive completion of 3 year degree program in mathematics students should able to :

PSO1. Think in critical manner

PSO2. Understand the basic concept of advance mathematics

PSO3. Develops the program solving

PSO4. Acquire good knowledge and understand in advanced areas in mathematics & statistics, chosen by the students from the course

Step 3: Defining Course Outcomes (CO's) of each course in a Program.

### Course outcomes (CO's)

After the completion of the course ,

CO 1: Differential Calculus :

CO1.1 Use the Demovire's theorem and solving different problems .

CO1.2 Use of Leibnitz's theorem and solve n<sup>th</sup> order derivative

CO 2: Calculus :

CO2.1 Students will able to understand differ and fundamental theorem in differentiation & various rule

CO2.2 Introduction of ordinary Differential Equation and also concept of limit ,continuity, differentiation

CO3: Differential Equation :

CO3.1 Understand basic idea of differential equation of first order and first degree .

CO3.2 Concept of different types of partial derivatives are studied

CO 4: Higher Order Differential Equation :

CO4.1 Understand concept of second order linear differential equation

CO 4.2 Understand concept of simultaneous differential equation and total differential equation

CO 5 : CCPM I (Bsc I Practical )

CO5.1 By using Leibnitz's theorem to find the nth differentiation of function

CO5.2 Using Tayler's and Machlauerian series expands given function

CO 6: Real Analysis –I

CO6.1 Understand types of functions and how to identify them

CO6.2 Use mathematical induction to use the various properties and Understand the basic of real analysis

CO 7: Algebra –I

CO7.1 Understand properties of matrices

CO7.2 Solve system of Linear homogeneous equation. And liner non- homogeneous equation

CO 8: Real Analysis –II

CO8.1 Understand the sequence and subsequence

CO8.2 prove the Bolzano –Weiestrass Theorm and derive the Cauchy converges criterion and find convergence of series

CO 9 : Algebra –II

CO9.1 Understand properties of normal subgroup , factor group

CO9.2 Define basic properties of Ring and subring .

CO 10: CCPM 2 (BSc II Practical )

CO10.1 Find the Eigen value, Eigen vectors

CO10.2 Introduction of scilab Programming

CO 11: Mathematics Analysis :

CO11.1 The integration of bounded function on a closed and bounded interval

CO11.2 Some of the families and properties of Riemann integrable functions and The application of fundamental theorem of integration

CO 12: Abstract algebra

CO12.1 Basic concept of group and ring and Identify the given set with the composition form Ring, integral domain or field

CO12.2 understand the difference between the ring and group and Apply the fundamental theorems, Isomorphisms theorem of group to prove that these theorem of ring

CO 13: Optimization Techniques :

CO13.1 provide the students basic knowledge of the operation research model and techniques, which can be apply to a variety of industries and real life application

CO13.2 Identify and select suitable methods for various games .To apply the linear programming and find algebraic solution to games

CO 14: Integral Transform

CO14.1 understand the concept of laplace transform

CO14.2 Apply the properties of laplace Transform to solve the differential equation

CO 15: Metric Space

CO15.1 demonstrate the properties of continuous function on matrix space Apply the notion of matrix spaces to continuous function on matrix space

CO15.2 understand the basic concept of connectedness , completeness , and compactness of matrix space

CO 16: Linear algebra

CO16.1 understand of vector space , subspace and understand the concept of linear transformation and its application to real life situations

CO16.2 work out algebra of linear transformation

CO 17: Complex analysis

CO17.1 Learn the basic concept of functions of complex variable

CO17.2 learn concept of complex integration and basic result theorem be introduce basic concept of sequence and series of complex variable

CO 18: Discrete Mathematics

CO18.1 use the classical notion of logic , implication ,equivalence ,negation , proof by

contradictions and quantifiers and apply notion in logic in other branches of mathematics

CO18.2 know elementary algorithms : searching algorithms ,sorting ,greedy algorithms

CO 19 : CCPM IV ,V ,VI (BSc III Practical )

CO19.1 Linear programming and its Method .

CO19.2 Theory of games, Game with saddle pt and without saddle point.

CO19.3 Laplace Transformation of given function and inverse laplace by using standard result.

CO19.4 Using convolution theorem of fourier transform.

CO19.5 Introduction of Python, Expressions and operators, Python Data Structure

CO19.6 Data Visualization in python – 2D and 3D plot in Python.

Step 4: Defining relation between Course Outcomes (COs) and POs/PSOs for each course to obtain overall CO mapping with each POs/PSOs. (Course Articulation Matrix)

In this step, CO's of each course are mapped with PO's & PSO's. A correlation is established between CO's and PO's / PSO's in the scale of 0 to 3. 0 if there is no correlation between CO's and PO's / PSO's, 1 being low, 2 being median and 3 being high.

For example, suppose program XYZ (say) has 4 PO's & 4 PSO's. Then, course articulation matrix for a course – 1 (say) with two CO's is as follows.

**CO's – PO's & PSO's mapping matrix (1-low, 2-medium, 3-high, 0-No correlation)**

CO's	PO's / PSO's							
	PO1	PO2	PO3	PO4	PSO1	PSO2	PSO3	PSO4
CO 1.1	2	2	2	2	3	2	3	2
CO 1.2	2	2	2	1	2	2	2	2

In the same way we have course articulation matrices for all courses in that Program.

**CO's – PO's & PSO's mapping matrix (1-low, 2-medium, 3-high, 0-No correlation)**

CO'S	PO'S							
	PO1	PO2	PO3	PO4	PSO1	PSO2	PSO3	PSO4
CO 1.1	2	2	2	2	3	2	3	2
CO 1.2	2	2	2	1	2	2	2	2
CO 2.1	2	2	2	2	2	2	2	2
CO 2.2	1	2	2	2	2	2	2	2
CO 3.1	2	2	1	2	3	3	2	3
CO 3.2	3	2	3	3	2	2	2	2
CO 4.1	2	2	2	2	2	2	1	2
CO 4.2	1	3	2	1	2	2	2	1
CO 5.1	2	2	2	3	1	2	2	3
CO 5.2	2	3	2	3	2	1	3	2
CO 6.1	3	2	2	2	3	2	2	2
CO 6.2	2	2	2	3	2	3	2	3
CO 7.1	2	1	2	2	2	2	2	1
CO 7.2	2	2	1	2	1	2	2	2
CO 8.1	1	1	2	2	2	2	2	2
CO 8.2	2	2	2	2	2	2	2	2
CO 9.1	1	2	2	2	2	2	2	2
CO 9.2	2	2	1	2	2	2	2	3
CO 10.1	2	2	2	1	1	2	2	2

CO 10.2	2	2	2	2	2	2	2	2
CO 11.1	1	2	2	1	2	2	2	1
CO 11.2	2	2	2	2	2	2	2	2
CO 12.1	2	2	2	2	2	2	2	2
CO 12.2	2	2	2	2	1	2	2	2
CO 13.1	2	2	2	1	2	1	2	2
CO 13.2	2	2	2	2	1	2	2	2
CO 14.1	2	2	1	2	1	2	2	1
CO 14.2	2	2	2	2	2	2	2	2
CO 15.1	1	2	2	2	2	2	1	2
CO 15.2	2	2	1	2	3	2	2	2
CO 16.1	1	2	2	2	1	1	2	2
CO 16.2	2	2	2	2	2	2	2	2
CO 17.1	2	1	2	3	2	2	1	2
CO 17.2	2	2	2	1	2	2	2	2
CO 18.1	2	2	1	1	1	1	2	2
CO 18.2	2	1	2	2	2	2	2	2
CO 19.1	2	2	2	2	2	2	2	2
CO 19.2	2	1	2	2	3	2	2	2
CO19.3	1	1	2	2	1	2	2	2
CO19.4	1	2	1	2	1	2	2	2
CO 19.5	2	2	2	2	2	2	2	2
CO 19.6	2	3	2	3	1	2	2	2

Step 5: Development of overall CO's-PO's mapping matrix for all courses (Program Articulation Matrix).

The CO levels corresponding to each PO/PSO in course articulation matrix are averaged to obtain overall level of relation of course with each PO & PSO. For example, the overall relation of course – 1 (say) are reported the following matrix.

CO's	PO's / PSO's							
	PO1	PO2	PO3	PO4	PSO1	PSO2	PSO3	PSO4
CO 1.1	2	2	2	2	3	2	3	2
CO 1.2	2	2	2	1	2	2	2	2
Average ( $X_{1..d}$ )	2	2	2	1.5	2.5	2	2.5	2

Similarly, the overall level of relation of all the courses in the program is established. These levels are reported in the matrix form and this matrix is called as the program articulation matrix. For example, if the program XYZ has 19 courses then the program articulation matrix will be as follows.

**Program Articulation Matrix**

ID	Course name	$X_{i..1}$	$X_{i..2}$	$X_{i..3}$	$X_{i..4}$	$X_{i..5}$	$X_{i..6}$	$X_{i..7}$	$X_{i..8}$
$C_1$	Course_1	2	2	2	1.5	2.5	2	2.5	2
$C_2$	Course_2	1.5	2	2	2	2	2	2	2
$C_3$	Course_3	2.5	2	2	2.5	2.5	2.5	2	2.5
$C_4$	Course_4	1.5	2.5	2	1.5	2	2	1.5	1.5
$C_5$	Course_5	2	2.5	2	3	1.5	1.5	2.5	2.5
$C_6$	Course_6	2.5	2	2	2.5	2.5	2.5	2	2.5
$C_7$	Course_7	2	1.5	1.5	2	1.5	2	2	1.5
$C_8$	Course_8	1.5	1.5	2	2	2	2	2	2
$C_9$	Course_9	1.5	2	1.5	2	2	2	2	2.5
$C_{10}$	Course_10	2	2	2	1.5	1.5	2	2	2
$C_{11}$	Course_11	1.5	2	2	1.5	2	2	2	1.5
$C_{12}$	Course_12	2	2	2	2	1.5	2	2	2
$C_{13}$	Course_13	2	2	2	1.5	1.5	1.5	2	2
$C_{14}$	Course_14	2	2	1.5	2	1.5	2	2	1.5
$C_{15}$	Course_15	1.5	2	1.5	2	2.5	2	1.5	2
$C_{16}$	Course_16	1.5	2	2	2	1.5	1.5	2	2
$C_{17}$	Course_17	2	1.5	2	2	2	2	1.5	2
$C_{18}$	Course_18	2	1.5	1.5	1.5	1.5	1.5	2	2
$C_{19}$	Course_19	1.75	2.125	1.875	2	2	2	2	2

Step 6: Methodology for measuring of Course Outcomes (CO's), Program Specific Outcomes

(PSO's) and Program Outcomes (PO's) and setting up the target level.

In this step, methodology for measuring the attainment level of learning outcomes is defined and the target levels for the batch are defined.

➤ **Methodology for the attainment of learning outcomes for this year:**

Details of a program:

- Name of the Program: XYZ
- Program has  $n_1$  PO's, say,  $PO_1, PO_2, \dots, PO_{n_1}$
- Program has  $n_2$  PSO's, say,  $PSO_1, PSO_2, \dots, PSO_{n_2}$

Let  $n = n_1 + n_2$ , total number of PO's and PSO's.

- For convenience, let us denote the PO's & PSO's  $PO_1, PO_2, \dots, PO_{n_1}, PSO_1, PSO_2, \dots, PSO_{n_2}$  by  $P_1, P_2, \dots, P_n$
- Program has  $m$  courses, say,  $C_1, C_2, \dots, C_m$
- Each course  $C_i$  has  $k$  course outcomes (CO's) denoted as  $CO_{i,1}, CO_{i,2}, \dots, CO_{i,k}$ ,  $i = 1, 2, \dots, m$ . and  $k$  represents the number of outcomes particularly that of course.

Course articulation matrices and program articulation matrix are obtained as discussed in previous steps. Let  $X_{i,j,l}$  be the level of correlation of  $CO_{i,j}$  with  $P_l$  where,  $i = 1, 2, \dots, m$ ,  $j = 1, 2, \dots, k$ ,  $l = 1, 2, \dots, n$ . Then, the overall CO levels with PO's & PSO's of course  $C_i$  is computed as

$$X_{i,l} = \frac{1}{k} \sum_{j=1}^k X_{ijl}$$

Here  $k$  be the number of outcomes in the average course taken.

➤ **Attainment of COs:**

The CO attainment levels are measured based on the results of the internal assessment and external examination conducted by the university. The CO attainment level based on internal assessment and external assessment are computed separately.

Attainment levels based on internal/external assessment method are defined as follows:

**Level 1:** Average of student marks belongs to the class 0% - 20% for that assessment method

**Level 2:** Average of student marks belongs to the class 20% - 40% for that assessment method

**Level 3:** Average of student marks belongs to the class 40% - 60% for that assessment method

**Level 4:** Average of student marks belongs to the class 60% - 80% for that assessment method

**Level 5:** Average of student marks belongs to the class 80%-100% for that assessment method

Let  $ALC_E$  and  $ALC_I$  be the CO attainment level of the course based on external assessment and internal assessment respectively. The overall CO attainment of the course is calculated by taking 100% weightage to external assessment.

$$ALC = ALC_E.$$

Let  $ALC_1, ALC_2, \dots, ALC_m$  be the attainment levels of the courses  $C_1, C_2, \dots, C_m$  respectively.

The overall course attainment levels are categorized as below,

Level 1: Poor – if  $0 < ALC_i \leq 1$ ,

Level 2: Average – if  $1 < ALC_i \leq 2$ ,

Level 3: Good – if  $2 < ALC_i \leq 3$ ,

Level 4: Very Good – if  $3 < ALC_i \leq 4$ ,

Level 5: Excellent – if  $4 < ALC_i \leq 5$ .

For every course, we have set Very Good – Attained as target level that is we are aiming minimum level 4 (very good) and how the course status is attained in the performance of abilities of students.

At the end we will have attainment levels of all the courses,

ID	Course name	$ALC_i$	Level	Status
$C_1$	Course_1	2	Average	Not Attained
$C_2$	Course_2	2	Average	Not Attained
$C_3$	Course_3	3	Good	Not Attained
$C_4$	Course_4	3	Good	Not Attained
$C_5$	Course_5	4	Very Good	Attained
$C_6$	Course_6	3	Good	Not Attained
$C_7$	Course_7	3	Good	Not Attained
$C_8$	Course_8	2	Average	Not Attained
$C_9$	Course_9	2	Average	Not Attained

$C_{10}$	Course_10	4	Very good	Attained
$C_{11}$	Course_11	2	Average	Not Attained
$C_{12}$	Course_12	4	Very good	Attained
$C_{13}$	Course_13	5	Excellent	Attained
$C_{14}$	Course_14	4	Very Good	Attained
$C_{15}$	Course_15	3	Good	Not Attained
$C_{16}$	Course_16	3	Good	Not Attained
$C_{17}$	Course_17	3	Good	Not Attained
$C_{18}$	Course_18	3	Good	Not Attained
$C_{19}$	Course_19	5	Excellent	Attained

Step 7: Calculation of attainment levels of PO's and PSO's.

➤ **Attainment of PO's & PSO's:**

The attainment of PO's & PSO's are calculated using direct method. In direct method the attainment of PO's & PSO's are calculated through the attainment levels of courses. The course attainment values ( $ALC_i$ ,  $i = 1, 2, 3, \dots, m$ .) and the overall level of relation of course with each PO and PSO ( $X_{i, \dots, l}$ ,  $i = 1, 2, 3, \dots, m$ ,  $l = 1, 2, 3, \dots, n$ .) are used to compute direct attainment level of each PO and PSO.

**Direct Assessment:** Direct attainment level of the  $l^{th}$ , PO's & PSO's is calculated as follows.

$$DALP_l = \frac{1}{\sum_{i=1}^m ALC_i} \sum_{i=1}^m x_{i,l} * ALC_i, l=1,2,\dots,n.$$

ID	Course name	ALCi	$X_{i, \dots, l}$	$ALC_i * X_{i, \dots, l}$
$C_1$	Course_1	2	2	4
$C_2$	Course_2	2	1.5	3
$C_3$	Course_3	3	2.5	7.5
$C_4$	Course_4	3	1.5	4.5
$C_5$	Course_5	4	2	8
$C_6$	Course_6	3	2.5	7.5
$C_7$	Course_7	3	2	6
$C_8$	Course_8	2	1.5	3
$C_9$	Course_9	2	1.5	3
$C_{10}$	Course_10	4	2	8
$C_{11}$	Course_11	2	1.5	3
$C_{12}$	Course_12	4	2	8
$C_{13}$	Course_13	5	2	10
$C_{14}$	Course_14	4	2	8
$C_{15}$	Course_15	3	1.5	4.5
$C_{16}$	Course_16	3	1.5	4.5
$C_{17}$	Course_17	3	2	6
$C_{18}$	Course_18	3	2	6
$C_{19}$	Course_19	5	1.75	8.75
Sum		60		113.25

$$DALP_1 = 113.25/60$$

$$1.8875$$

Similarly, we have to find attainment levels of all PO's and PSO's.

Sr. No.	ALC <sub>i</sub>	X <sub>i, ..1</sub>	X <sub>i, ..2</sub>	X <sub>i, ..3</sub>	X <sub>i, ..4</sub>	X <sub>i, ..5</sub>	X <sub>i, ..6</sub>	X <sub>i, ..7</sub>	X <sub>i, ..8</sub>
1	2	2	2	2	1.5	2.5	2	2.5	2
2	2	1.5	2	2	2	2	2	2	2
3	3	2.5	2	2	2.5	2.5	2.5	2	2.5
4	3	1.5	2.5	2	1.5	2	2	1.5	1.5
5	4	2	2.5	2	3	1.5	1.5	2.5	2.5
6	3	2.5	2	2	2.5	2.5	2.5	2	2.5
7	3	2	1.5	1.5	2	1.5	2	2	1.5
8	2	1.5	1.5	2	2	2	2	2	2
9	2	1.5	2	1.5	2	2	2	2	2.5
10	4	2	2	2	1.5	1.5	2	2	2
11	2	1.5	2	2	1.5	2	2	2	1.5
12	4	2	2	2	2	1.5	2	2	2
13	5	2	2	2	1.5	1.5	1.5	2	2
14	4	2	2	1.5	2	1.5	2	2	1.5
15	3	1.5	2	1.5	2	2.5	2	1.5	2
16	3	1.5	2	2	2	1.5	1.5	2	2
17	3	2	1.5	2	2	2	2	1.5	2
18	3	2	1.5	1.5	1.5	1.5	1.5	2	2
19	5	1.75	2.125	1.875	2	2	2	2	2
Sum	60	35.25	37.125	35.375	37	36	37	37.5	38

Sr. No.	$ALC_i^*$ $X_{i, \dots, 1}$	$ALC_i^*$ $X_{i, \dots, 2}$	$ALC_i^*$ $X_{i, \dots, 3}$	$ALC_i^*$ $X_{i, \dots, 4}$	$ALC_i^*$ $X_{i, \dots, 5}$	$ALC_i^*$ $X_{i, \dots, 6}$	$ALC_i^*$ $X_{i, \dots, 7}$	$ALC_i^*$ $X_{i, \dots, 8}$
1	4	4	4	3	5	4	5	4
2	3	4	4	4	4	4	4	4
3	7.5	6	6	7.5	7.5	7.5	6	7.5
4	4.5	7.5	6	4.5	6	6	4.5	4.5
5	8	10	8	12	6	6	10	10
6	7.5	6	6	7.5	7.5	7.5	6	7.5
7	6	4.5	4.5	6	4.5	6	6	4.5
8	3	3	4	4	4	4	4	4
9	3	4	3	4	4	4	4	5
10	8	8	8	6	6	8	8	8
11	3	4	4	3	4	4	4	3
12	8	8	8	8	6	8	8	8
13	10	10	10	7.5	7.5	7.5	10	10
14	8	8	6	8	6	8	8	6
15	4.5	6	4.5	6	7.5	6	4.5	6
16	4.5	6	6	6	4.5	4.5	6	6
17	6	4.5	6	6	6	6	4.5	6
18	6	4.5	4.5	4.5	4.5	4.5	6	6
19	8.75	10.625	9.375	10	10	10	10	10
Sum	113.25	118.63	111.88	117.5	110.5	115.5	118.5	120
$DALP_i$	1.8875	1.9771	1.8646	1.9583	1.8417	1.925	1.975	2

Step 8: Comparison of target level with obtained PO attainment.

In this step the target level of PO's and PSO's attainment are compared with obtained  $DALP_i$

Attainment levels are defined as stated below.

Level 1: Poor – if  $0 < ALC_i \leq 1$ ,

Level 2: Average – if  $1 < ALC_i \leq 1.5$ ,

Level 3: Good – if  $1.5 < ALC_i \leq 2$ ,

Level 4: Very Good – if  $2 < ALC_i \leq 2.5$ ,

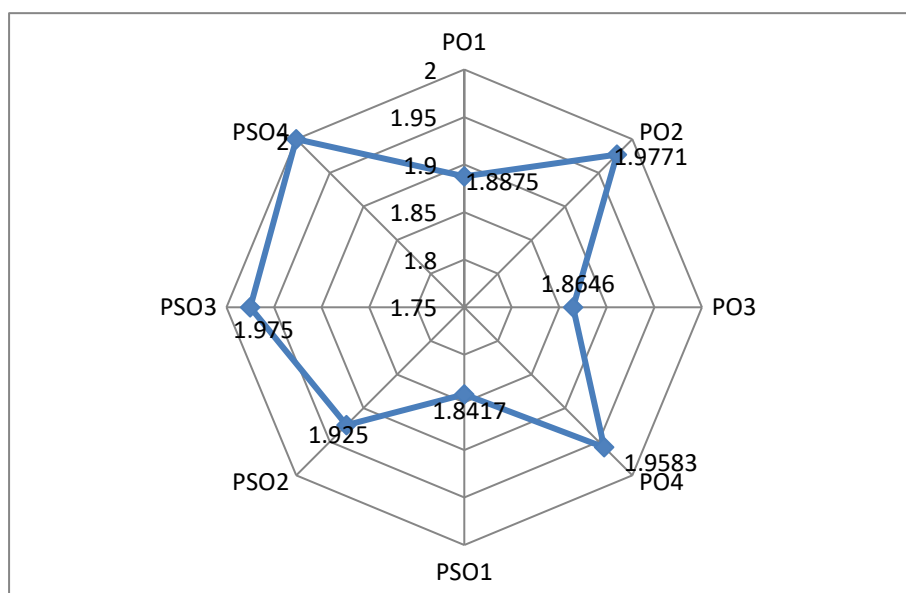
Level 5: Excellent – if  $2.5 < ALC_i \leq 3$ .

For every PO's and PSO's, we have set level 3 as target level that is we are aiming minimum level 3 (good) in the performance of abilities of students.

Attainment level of all the POs and PSOs

PO's	<i>DALP<sub>i</sub></i>	Level	Status
PO1	1.8875	Good	Attained
PO2	1.9771	Good	Attained
PO3	1.8646	Good	Attained
PO4	1.9583	Good	Attained
PSO1	1.8417	Good	Attained
PSO2	1.925	Good	Attained
PSO3	1.975	Good	Attained
PSO4	2	Good	Attained

$P_i$  attainment target level say, 4, indicates that, the department is aiming minimum level-4(very good) in the performance of abilities of students.



Step 9: Planned actions:

Remedial Actions:

Planned actions for course attainment: Courses having course level less than level-4 are addressed by designing the different remedial measures like assignment/tutorials/remedial teaching.

Planned actions for program outcome attainment: PO's and PSO's with level attainment less than level-3 are addressed by planning remedial measures for the corresponding courses with respect to  $P_i$ .



**ShikshanPrasarak Sanstha`s**  
**Padmabhushan Vasantraodada Patil Mahavidyalaya, Kavathe Mahankal**  
**DEPARTMENT OF STATISTICS**  
**2020-21**

## **Mechanism for framing Learning Outcomes and Measuring their Attainment**

**Step 1:** Defining the Vision and Mission of the Department.

### **Vision**

1. To strengthen the teaching of statistics and applications of statistics.
2. To occupy a significant place in the field of statistical education by offering distinguished effective and on-going opportunities to the students.
3. To popularize the Department as center for excellence in Statistics.

### **Mission**

1. To produce potential graduates having sound knowledge of major statistical tools.
2. To develop the techniques that can be applied in various domains of research areas like biological sciences, mathematical sciences, management sciences and data sciences.
3. Better understanding of this interdisciplinary subject will result into fruitful outcomes for the betterment of science and society.

**Step 2:** Defining Program Outcomes (PO's) and Program Specific Outcomes (PSO's) of the program.

### **Program outcomes (PO's)**

After completion of **B. Sc.** Program Students will be able to,

PO1: understand the basic concepts, fundamental principles and scientific theories.

PO2: develop scientific outlook with respect to science subjects.

PO3: analyze the given scientific data critically and systematically.

PO4: Acquire in–depth knowledge and integrate with existing knowledge to sensitize the people about global and local environmental issues.

### **Program Specific Outcomes (PSO's)**

After completion of graduation in **B. Sc. Statistics** students will be able to,

PSO1: formulate a real life problem as a scientific problem.

PSO2: develop stochastic models for studying real life phenomenon in diverse disciplines.

PSO3: design and conduct experiments, analyze and interpret the result to investigate the real problems.

PSO4: effectively solve the specific task using computer software's like EXCEL and R.

Step 3: Defining Course Outcomes (CO's) of each course in a Program.

### **Course outcomes (CO's)**

Course 1: Descriptive Statistics I

At the end of this course students will be able to,

CO1.1: Know meaning and scope of statistics in various fields and to know various types of data.

CO1.2: Evaluate summary measures, to know concept of attribute, independence and association.

Course 2: Elementary Probability Theory

At the end of this course students will be able to,

CO2.1: Explain random and non random experiments and compute probabilities of various events.

CO2.2: Explain concept of independence, conditional probabilities and apply Baye's theorem.

Course 3: Descriptive Statistics II

At the end of this course students will be able to,

CO3.1: Compute index numbers by various methods.

CO3.2: Know the concept of correlation and regression and it's applications.

Course 4: Discrete Probability Distributions

At the end of this course students will be able to,

CO4.1: Know probability models for discrete random variables, concept of Skewness and kurtosis.

CO4.2: Know some standard discrete probability distributions, the concept of Bivariate distributions.

Course 5: Practical I

At the end of this course students will be able to,

CO5.1: Represent statistical data diagrammatically and graphically.

CO5.2: Compute measures of central tendency, dispersion, correlation and regression coefficients.

CO5.3: Explain the concept of consistency, association and independence of attributes and compute index numbers.

CO5.4: Know applications of some standard discrete probability distributions.

Course 6: Probability Distributions – I

At the end of this course students will be able to,

CO6.1: Understand the concept of discrete and continuous distributions and evaluate probabilities.

CO6.2: Derive the probability distributions of transformed univariate and bivariate continuous r.v's

### Course 7: Statistical Methods I

At the end of this course students will be able to,

CO7.1: Fit multiple linear regression and to compute multiple and partial correlation coefficients.

CO7.2: Know the concept of sampling, vital statistics, mortality, fertility and growth rates.

### Course 8: Probability Distributions – II

At the end of this course students will be able to,

CO8.1: Know various continuous probability distributions and to evaluate the various measures.

CO8.2: Understand Chi-square, t and F distributions and inter relations among them.

### Course 9: Statistical Methods II

At the end of this course students will be able to,

CO9.1: know the concept of time series, SQC and to construct various control charts.

CO9.2: Understand the basic terms in testing of hypothesis and apply the large and small sample tests.

### Course 10: Practical II& Practical III

At the end of this course students will be able to,

CO10.1: Compute probabilities of standard probability distributions, expected frequencies and test for goodness of fit also to draw random samples by various sampling methods

CO10.2: Fit plane of regression and to compute multiple and partial correlation coefficients.

CO10.3: Construct various control charts and to decide the state of production process.

CO10.4: Apply the large and small sample tests in various hypothesis testing problem.

### Course 11: Probability Distributions

At the end of this course students will be able to,

CO11.1: Understand Laplace, Cauchy, Lognormal, Weibull, Logistic, Pareto and Power Series distributions with their applications and inter relations.

CO11.2: Know Multinomial distribution, Bivariate Normal distribution and Truncated Distributions.

### Course 12: Statistical Inference I

At the end of this course students will be able to,

CO12.1: Understand the basic concepts in statistical inference and important properties of estimator.

CO12.2: Obtain estimate of the parameters using MLE and know the inference of parameters of standard discrete and continuous distributions.

### Course 13: Design of Experiments

At the end of this course students will be able to,

- CO13.1: Know the basic concepts and principles in design of experiments and to know ANOVA table.
- CO13.2: Design and analyze CRD, RBD and LSD also the factorial experiments with confounding.

### Course 14: R Programming and Quality Management

At the end of this course students will be able to,

- CO14.1: Acquire the knowledge of identifiers, operators, conditional statements, loops used in R, write simple programs to compute various statistical measures.
- CO14.2: Acquire the knowledge of quality tools and to know the concept of process and product control used in Quality management.

### Course 15: Probability Theory and Applications

At the end of this course students will be able to,

- CO15.1: Know the Chebychev's inequality and to understand the concept of order statistics and its applications.
- CO15.2: Know the various modes of convergence of sequence of random variables and the concept of reliability also to compute reliability of various systems.

### Course 16: Statistical Inference II

At the end of this course students will be able to,

- CO16.1: Obtain and interpret interval estimates of population parameters.
- CO16.2: Differentiate between parametric and nonparametric tests, to develop parametric and non parametric tests for various hypothesis testing problems.

### Course 17: Sampling Theory

At the end of this course students will be able to,

- CO17.1: Select and implement appropriate probabilistic sampling scheme and to estimate desired population parameters based on SRS, Stratified Sampling, Systematic sampling and Cluster Sampling.
- CO17.2: Compare various sampling techniques and utilize auxiliary information in survey by means of Ratio and Regression method of estimation.

### Course 18: Operations Research

At the end of this course students will be able to,

- CO18.1: Formulate a problem as a LPP and to obtain its solution of LPP by different methods.
- CO18.2: Obtain the solution of transportation, assignment and sequencing problems, to apply the simulation techniques.

### Course 19: Practical IV, V, VI & VII

At the end of this course students will be able to,

CO19.1: Compute probabilities of standard probability distributions, test for goodness of fit and to draw random samples by various sampling methods.

CO19.2: Determine the parameters and probabilities for multinomial and bivariate normal distribution.

CO19.3: Estimate the various parameters by point and interval estimation method.

CO19.4: Test various hypothesis by using parametric and non-parametric tests based on observed data.

CO19.5: Analyze the CRD, RBD, LSD also factorial and confounded designs.

CO19.6: Determine sample size in SRS for variables and attributes and to obtain the estimators of population parameters.

CO19.7: Develop R code for specific task, formulate LPP and obtain the solution by different methods.

CO19.8: Construct the control charts and study the state of production process.

Step 4: Defining relation between Course Outcomes (COs) and POs/PSOs for each course to obtain overall CO mapping with each POs/PSOs. (Course Articulation Matrix)

In this step, CO's of each course are mapped with PO's & PSO's. A correlation is established between CO's and PO's / PSO's in the scale of 0 to 3. 0 if there is no correlation between CO's and PO's / PSO's, 1 being low, 2 being median and 3 being high.

For example, suppose Program XYZ (say) has 4 PO's & 4 PSO's. Then, course articulation matrix for a course – 1 (say) with two CO's is as follows.

#### CO's – PO's & PSO's mapping matrix (1-low, 2-medium, 3-high, 0-No correlation)

CO's	PO's / PSO's							
	PO1	PO2	PO3	PO4	PSO1	PSO2	PSO3	PSO4
CO 1.1	2	2	3	0	3	2	1	1
CO 1.2	3	2	3	0	3	2	1	1
CO 2.1	2	2	1	0	2	2	2	1
CO 2.2	2	2	2	0	2	2	2	1
CO 3.1	2	1	3	0	2	1	2	1
CO 3.2	2	1	3	2	3	3	2	1
CO 4.1	2	2	1	0	3	3	2	1
CO 4.2	2	2	1	0	3	3	2	1
CO 5.1	2	1	2	0	1	0	2	1
CO 5.2	2	1	3	0	1	1	2	1

CO 5.3	3	2	3	0	1	2	2	1
CO 5.4	3	2	2	0	2	2	2	1
CO 6.1	2	2	1	0	3	3	2	2
CO 6.2	2	2	1	0	1	2	2	2
CO 7.1	2	2	2	1	1	2	2	2
CO 7.2	2	2	2	0	2	2	2	2
CO 8.1	2	2	1	0	3	3	2	2
CO 8.2	2	2	1	0	1	2	2	2
CO 9.1	2	2	3	1	2	3	2	2
CO 9.2	2	1	2	0	2	2	2	2
CO 10.1	3	2	3	0	3	2	3	2
CO 10.2	3	3	3	0	3	2	2	2
CO 10.3	3	2	3	0	2	2	2	2
CO 10.4	3	2	3	0	1	2	2	2
CO 11.1	3	1	1	1	2	2	1	2
CO 11.2	3	1	1	1	2	2	1	3
CO 12.1	2	2	1	0	1	1	2	2
CO 12.2	2	2	2	0	2	2	2	3
CO 13.1	2	2	3	1	3	3	3	2
CO 13.2	2	2	3	1	3	3	3	2
CO 14.1	2	2	2	0	1	2	2	3
CO 14.2	2	2	2	1	2	2	2	3
CO 15.1	2	1	1	1	2	2	2	2
CO 15.2	2	1	2	1	2	2	2	2
CO 16.1	2	2	2	0	1	1	2	3
CO 16.2	3	1	2	0	2	2	2	3
CO 17.1	2	2	2	0	3	2	2	2
CO 17.2	2	2	2	0	3	2	2	2
CO 18.1	2	2	2	1	3	1	2	3
CO 18.2	2	2	2	0	3	2	3	3
CO 19.1	2	2	3	0	2	2	2	3
CO 19.2	2	2	3	0	2	2	2	3
CO 19.3	2	2	1	0	1	1	2	3
CO 19.4	2	2	1	0	1	1	2	3
CO 19.5	2	2	3	1	2	2	3	3
CO 19.6	2	2	3	1	2	2	3	3
CO 19.7	2	2	2	0	2	1	1	3
CO 19.8	2	2	2	0	2	1	1	3

**Step 5: Development of overall CO's-PO's mapping matrix for all courses  
(Program Articulation Matrix).**

The CO levels corresponding to each PO/PSO in course articulation matrix are averaged to obtain overall level of relation of course with each PO & PSO. For example, the overall relation of course – 1 (say) are reported the following matrix.

CO's	PO's / PSO's							
	PO1	PO2	PO3	PO4	PSO1	PSO2	PSO3	PSO4
CO 1.1	2	2	3	0	3	2	1	1
CO 1.2	3	2	3	0	3	2	1	1
Average ( $X_{1,..,l}$ )	<b>2.5</b>	<b>2</b>	<b>3</b>	<b>0</b>	<b>3</b>	<b>2</b>	<b>1</b>	<b>1</b>

Similarly, the overall level of relation of all the courses in the Program is established. These levels are reported in the matrix form and this matrix is called as the Program articulation matrix. For example, if the Program XYZ has 19 courses then the Program articulation matrix will be as follows.

### Program Articulation Matrix

ID	Course name	$X_{i,..,1}$	$X_{i,..,2}$	$X_{i,..,3}$	$X_{i,..,4}$	$X_{i,..,5}$	$X_{i,..,6}$	$X_{i,..,7}$	$X_{i,..,8}$
$C_1$	Course_1	2.5	2	3	0	3	2	1	1
$C_2$	Course_2	2	2	1.5	0	2	2	2	1
$C_3$	Course_3	2	1	3	1	2.5	2	2	1
$C_4$	Course_4	2	2	1	0	3	3	2	1
$C_5$	Course_5	2.5	1.5	2.5	0	1.25	1.25	2	1
$C_6$	Course_6	2	2	1	0	2	2.5	2	2
$C_7$	Course_7	2	2	2	0.5	1.5	2	2	2
$C_8$	Course_8	2	2	1	0	2	2.5	2	2
$C_9$	Course_9	2	1.5	2.5	0.5	2	2.5	2	2
$C_{10}$	Course_10	3	2.25	3	0	2.25	2	2.25	2
$C_{11}$	Course_11	3	1	1	1	2	2	1	2.5
$C_{12}$	Course_12	2	2	1.5	0	1.5	1.5	2	2.5
$C_{13}$	Course_13	2	2	3	1	3	3	3	2
$C_{14}$	Course_14	2	2	2	0.5	1.5	2	2	3
$C_{15}$	Course_15	2	1	1.5	1	2	2	2	2

$C_{16}$	Course_16	2.5	1.5	2	0	1.5	1.5	2	3
$C_{17}$	Course_17	2	2	2	0	3	2	2	2
$C_{18}$	Course_18	2	2	2	0.5	3	1.5	2.5	3
$C_{19}$	Course_19	2	2	2.25	0.25	1.75	1.5	2	3

Step 6: Methodology for measuring of Course Outcomes (CO's), Program Specific Outcomes (PSO's) and Program Outcomes (PO's) and setting up the target level.

In this step, methodology for measuring the attainment level of learning outcomes is defined and the target levels for the batch are defined.

➤ **Methodology for the attainment of learning outcomes for this year:**

Details of a Program:

- Name of the Program: XYZ
- Program has  $n_1$  PO's, say,  $PO_1, PO_2, \dots, PO_{n_1}$
- Program has  $n_2$  PSO's, say,  $PSO_1, PSO_2, \dots, PSO_{n_2}$

Let  $n = n_1 + n_2$ , total number of PO's and PSO's.

- For convenience, let us denote the PO's & PSO's  $PO_1, PO_2, \dots, PO_{n_1}, PSO_1, PSO_2, \dots, PSO_{n_2}$  by  $P_1, P_2, \dots, P_n$
- Program has  $m$  courses, say,  $C_1, C_2, \dots, C_m$
- Each course  $C_i$  has  $k$  course outcomes (CO's) denoted as  $CO_{i,1}, CO_{i,2}, \dots, CO_{i,k}$ ,  $i = 1, 2, \dots, m$ . and  $k$  represents the number of outcomes particularly that of course.

Course articulation matrices and Program articulation matrix are obtained as discussed in previous steps. Let  $X_{i,j,l}$  be the level of correlation of  $CO_{i,j}$  with  $P_l$  where,  $i = 1, 2, \dots, m, j = 1, 2, \dots, k, l = 1, 2, \dots, n$ . Then, the overall CO levels with PO's & PSO's of course  $C_i$  is computed as  $X_{i, \dots, l} = \frac{1}{k} \sum_{j=1}^k X_{i,j,l}$ , Here  $k$  be the number of outcomes in the average course taken.

➤ **Attainment of COs:**

The CO attainment levels are measured based on the results of the internal assessment and external examination conducted by the university. The CO attainment level based on internal assessment and external assessment are computed separately.

Attainment levels based on internal/external assessment method are defined as follows:

**Level 1:** Average of student marks belongs to the class 0% - 20% for that assessment method

**Level 2:** Average of student marks belongs to the class 20% - 40% for that assessment method

**Level 3:** Average of student marks belongs to the class 40% - 60% for that assessment method

**Level 4:** Average of student marks belongs to the class 60% - 80% for that assessment method

**Level 5:** Average of student marks belongs to the class 80%-100% for that assessment method

Let  $ALC_E$  and  $ALC_I$  be the CO attainment level of the course based on external assessment and internal assessment respectively. The overall CO attainment of the course is calculated by taking 80% weightage to external assessment and 20% weightage to internal assessment.

$$ALC = 0.2 * ALC_I + 0.8 * ALC_E.$$

Let  $ALC_1, ALC_2, \dots, ALC_m$  be the attainment levels of the courses  $C_1, C_2, \dots, C_m$  respectively.

The overall course attainment levels are categorized as below,

Level 1: Poor – if  $0 < ALC_i \leq 1$ ,

Level 2: Average – if  $1 < ALC_i \leq 2$ ,

Level 3: Good – if  $2 < ALC_i \leq 3$ ,

Level 4: Very Good – if  $3 < ALC_i \leq 4$ ,

Level 5: Excellent – if  $4 < ALC_i \leq 5$ .

For every course, we have set Very Good – Attained as target level that is we are aiming minimum level 4 (very good) and how the course status is attained in the performance of abilities of students.

For example, the CO attainment level of course – 11 based on the performance of 22 students in the internal and external exam is shown in the following table.

Roll No.	Marks in internal exam (Out of 10)	Marks in external exam (Out of 40)
1	10	38
2	7	34
3	8	36
4	7	34
5	9	32

6	10	38
7	10	38
8	10	30
9	10	30
10	10	37
11	10	37
12	9	29
13	9	24
14	10	32
15	10	34
16	10	30
17	9	31
18	10	32
19	9	27
20	10	30
21	10	35
22	10	30
Mean	9.40909091	32.6363636
$ALC_i$ and $ALC_E$	5	5
$ALC_{11}$	<b><math>0.2*5 + 0.8*4 = 5</math></b>	

At the end we will have attainment levels of all the courses

ID	Course name	$ALC_i$	Level	Status
$C_1$	Course_1	4	Very Good	Attained
$C_2$	Course_2	4	Very Good	Attained
$C_3$	Course_3	4	Very Good	Attained
$C_4$	Course_4	4	Very Good	Attained
$C_5$	Course_5	5	Excellent	Attained
$C_6$	Course_6	4	Very Good	Attained
$C_7$	Course_7	4	Very Good	Attained
$C_8$	Course_8	4	Very Good	Attained
$C_9$	Course_9	4	Very Good	Attained
$C_{10}$	Course_10	5	Excellent	Attained
$C_{11}$	Course_11	5	Excellent	Attained
$C_{12}$	Course_12	4.2	Excellent	Attained
$C_{13}$	Course_13	5	Excellent	Attained
$C_{14}$	Course_14	5	Excellent	Attained
$C_{15}$	Course_15	5	Excellent	Attained

$C_{16}$	Course_16	4.2	Excellent	Attained
$C_{17}$	Course_17	4.2	Excellent	Attained
$C_{18}$	Course_18	3.4	Good	Not attained
$C_{19}$	Course_19	5	Excellent	Attained

Step 7: Calculation of attainment levels of PO's and PSO's.

➤ **Attainment of PO's & PSO's:**

The attainment of PO's & PSO's are calculated using direct method. In direct method the attainment of PO's & PSO's are calculated through the attainment levels of courses. The course attainment values ( $ALC_i$ ,  $i = 1, 2, 3, \dots, m$ .) and the overall level of relation of course with each PO and PSO ( $X_{i, l}$ ,  $i = 1, 2, 3, \dots, m$ ,  $l = 1, 2, 3, \dots, n$ .) are used to compute direct attainment level of each PO and PSO.

**Direct Assessment:** Direct attainment level of the  $l^{th}$ , PO's & PSO's is calculated as follows.

$$DALP_l = \frac{1}{\sum_{i=1}^m ALC_i} \sum_{i=1}^m X_{i, l} * ALC_i, l = 1, 2, \dots, n.$$

ID	Course name	ALCi	$X_{i, l}$	$ALC_i * X_{i, l}$
$C_1$	Course_1	4	2.5	10
$C_2$	Course_2	4	2	8
$C_3$	Course_3	4	2	8
$C_4$	Course_4	4	2	8
$C_5$	Course_5	5	2.5	12.5
$C_6$	Course_6	4	2	8
$C_7$	Course_7	4	2	8
$C_8$	Course_8	4	2	8
$C_9$	Course_9	4	2	8
$C_{10}$	Course_10	5	3	15
$C_{11}$	Course_11	5	3	12.6
$C_{12}$	Course_12	4.2	2	8.4
$C_{13}$	Course_13	5	2	10
$C_{14}$	Course_14	5	2	10
$C_{15}$	Course_15	5	2	10
$C_{16}$	Course_16	4.2	2.5	10.5
$C_{17}$	Course_17	4.2	2	8.4
$C_{18}$	Course_18	2.6	2	6.8
$C_{19}$	Course_19	5	2	10
Sum		82.2		181
$DALP_l = 181/82.2$				2.2019

Similarly, we have to find attainment levels of all PO's and PSO's.

Sr. No.	ALC <sub>i</sub>	X <sub>i, ..,1</sub>	X <sub>i, ..,2</sub>	X <sub>i, ..,3</sub>	X <sub>i, ..,4</sub>	X <sub>i, ..,5</sub>	X <sub>i, ..,6</sub>	X <sub>i, ..,7</sub>	X <sub>i, ..,8</sub>
1	4	2.5	2	3	0	3	2	1	1
2	4	2	2	1.5	0	2	2	2	1
3	4	2	1	3	1	2.5	2	2	1
4	4	2	2	1	0	3	3	2	1
5	5	2.5	1.5	2.5	0	1.25	1.25	2	1
6	4	2	2	1	0	2	2.5	2	2
7	4	2	2	2	0.5	1.5	2	2	2
8	4	2	2	1	0	2	2.5	2	2
9	4	2	1.5	2.5	0.5	2	2.5	2	2
10	5	3	2.25	3	0	2.25	2	2.25	2
11	5	3	1	1	1	2	2	1	2.5
12	4.2	2	2	1.5	0	1.5	1.5	2	2.5
13	5	2	2	3	1	3	3	3	2
14	5	2	2	2	0.5	1.5	2	2	3
15	5	2	1	1.5	1	2	2	2	2
16	4.2	2.5	1.5	2	0	1.5	1.5	2	3
17	4.2	2	2	2	0	3	2	2	2
18	2.6	2	2	2	0.5	3	1.5	2.5	3
19	5	2	2	2.25	0.25	1.75	1.5	2	3
Sum	82.2	41.5	33.75	37.75	6.25	40.75	38.75	37.75	38

Sr. No.	ALC <sub>i</sub> * X <sub>i, ..,1</sub>	ALC <sub>i</sub> * X <sub>i, ..,2</sub>	ALC <sub>i</sub> * X <sub>i, ..,3</sub>	ALC <sub>i</sub> * X <sub>i, ..,4</sub>	ALC <sub>i</sub> * X <sub>i, ..,5</sub>	ALC <sub>i</sub> * X <sub>i, ..,6</sub>	ALC <sub>i</sub> * X <sub>i, ..,7</sub>	ALC <sub>i</sub> * X <sub>i, ..,8</sub>
1	10	8	12	0	12	8	4	4
2	8	8	6	0	8	8	8	4
3	8	4	12	4	10	8	8	4
4	8	8	4	0	12	12	8	4
5	12.5	7.5	12.5	0	6.25	6.25	10	5
6	8	8	4	0	8	10	8	8
7	8	8	8	2	6	8	8	8
8	8	8	4	0	8	10	8	8
9	8	6	10	2	8	10	8	8
10	15	11.25	15	0	11.25	10	11.25	10
11	15	5	5	5	10	10	5	12.5
12	8.4	8.4	6.3	0	6.3	6.3	8.4	10.5
13	10	10	15	5	15	15	15	10

14	10	10	10	2.5	7.5	10	10	15
15	10	5	7.5	5	10	10	10	10
16	10.5	6.3	8.4	0	6.3	6.3	8.4	12.6
17	8.4	8.4	8.4	0	12.6	8.4	8.4	8.4
18	5.2	5.2	5.2	1.3	7.8	3.9	6.5	7.8
19	10	10	11.25	1.25	8.75	7.5	10	15
Sum	181	145.05	164.55	28.05	173.75	167.65	162.95	164.8
$DALP_i$	2.2019	1.7646	2.0018	0.3412	2.1137	2.0395	1.9824	2.0049

Step 8: Comparison of target level with obtained PO attainment.

In this step the target level of PO's and PSO's attainment are compared with obtained  $DALP_i$

Attainment levels are defined as stated below.

Level 1: Poor – if  $0 < ALC_i \leq 1$ ,

Level 2: Average – if  $1 < ALC_i \leq 1.5$ ,

Level 3: Good – if  $1.5 < ALC_i \leq 2$ ,

Level 4: Very Good – if  $2 < ALC_i \leq 2.5$ ,

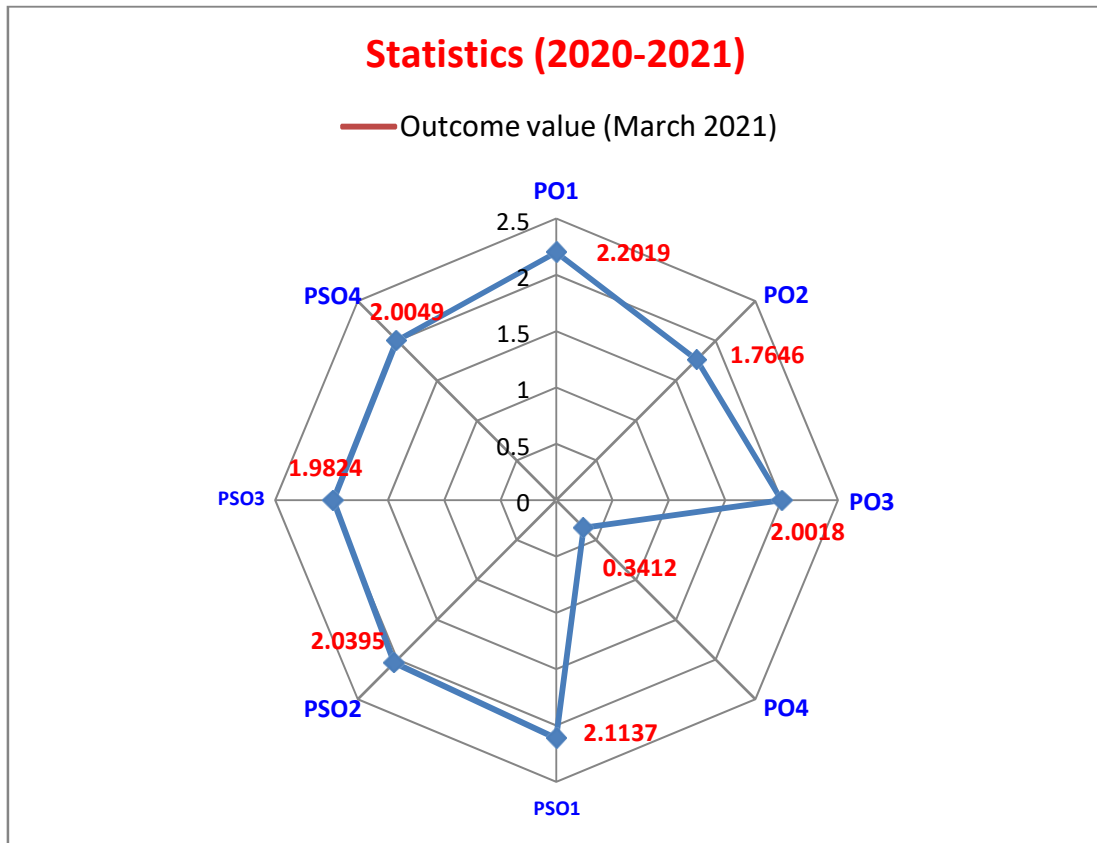
Level 5: Excellent – if  $2.5 < ALC_i \leq 3$ .

For every PO's and PSO's, we have set level 4 as target level that is we are aiming minimum level 4 (very good) in the performance of abilities of students.

Attainment level of all the POs and PSOs

PO's	$DALP_i$	Level	Status
PO1	2.2019	Very Good	Attained
PO2	1.7646	Good	Not Attained
PO3	2.0018	Very Good	Attained
PO4	0.3412	Poor	Not Attained
PSO1	2.1137	Very Good	Attained
PSO2	2.0395	Very Good	Attained
PSO3	1.9824	Good	Not Attained
PSO4	2.0049	Very Good	Attained

$P_i$  attainment target level say, 4, indicates that, the department is aiming minimum level-4 (very good) in the performance of abilities of students.



## Step 9: Planned actions

### Remedial Actions:

Planned actions for course attainment: Courses having course level less than level-4 are addressed by designing the different remedial measures like assignment/tutorials/remedial teaching.

Planned actions for program outcome attainment: PO's and PSO's with level attainment less than level-4 are addressed by planning remedial measures for the corresponding courses with respect to these  $P_i$ .

**Shikshan Prasarak Sanstha's**  
**Padmabhushan Vasanturadada Patil Mahavidyalaya, Kavathe-Mahankal.**

**Department of Commerce**  
**Program and Course Outcomes**  
**Bachelor of Commerce – B.Com**  
**Year 2021-22**

**Mechanism for framing Learning Outcomes and Measuring their Attainment**

**Step 1:** Defining the Vision and Mission of commerce the Department.

**Vision**

1. To strengthen the teaching of commerce and applications of commerce
2. To occupy a significant place in the field of commerce by offering distinguished effective and on-going opportunities to the students.
3. To popularize the Department as center for excellence in Commerce.

**Mission**

1. To produce potential graduates having sound knowledge of major various concepts of Commerce.
2. To develop the entrepreneurship techniques that can be applied in various domains of research areas.
3. Promoting a culture of ethical behavior, social responsibility, and lifelong learning.
4. Better understanding of this interdisciplinary subject will result into fruitful outcomes for the betterment of science and society.

**Step 2:** Defining Program Outcomes (PO's) and Program Specific Outcomes (PSO's) of the program.

- |      |  |
|------|--|
| PO 1 | Students can synthesize values through the three year degree program of Bachelor of Commerce which helps build character that is unique to a commerce graduate and contributes a lifelong way of thinking that influences their holistic development.                  |
| PO 2 | After completing a three-year Bachelor of Commerce (B.Com.) course; Students will be able to apply comprehensive knowledge, understanding and ability to analyse financial data, interpret economic trends to make informed decisions                                  |
| PO 3 | The students will develop application skills in the domain of Accountancy, Management, Auditing, Taxation, Economics, Commerce, Costing, and Marketing And Finance.  |
| PO 4 | This program improves logical thinking, statistical and accounting skills. Competing globally requires communication skills, confidence and practical awareness Employability in the corporate world and development into a resourceful and responsible citizen India. |

## **Program Specific Outcomes (PSO's)**

After completion of **B. Com** Programme Students will be able to,

PSO1: Maintaining books of accounts and small medium scale industrial units

PSO2: Students will learn relevant managerial accounting career skill applying

both

quantity and quantitative knowledge to their future careers in business.

PSO3: Aware the knowledge about basic concept corporate accounting

PSO4: Builds abilities become successful entrepreneurs prepare a business plan set up and own venture.

## **Course outcomes (CO's)**

### **Course 1: Financial Accounting Paper I**

**CO01:** Maintain books of accounts of sole trader, partnership, company and Bank.

**CO02:** Able to use information to support Business processes and practices.

### **Course 2: Financial Accounting Paper II**

**CO01:** Apply written and oral communication skills.

**CO02:** Use various costing techniques and do the cost Audit and procedure of Auditing.

### **Course: 3: Corporate Accounting Paper I**

**CO01:** Explain the accounting entries of issue and forfeiture of shares and re-issue of forfeiture shares.

**CO02:** develop demonstrate accounting for issue of debentures and redemption of debentures

### **Course: 4: Corporate Accounting Paper II**

**CO01:** Explain the accounting entries of profit / loss prior to incorporation

**CO02:** Provide this knowledge Tally ERP.

### **Course: 5: Advanced Costing Paper I**

**CO01:** To Understand the basic concepts of cost accounting.

**CO02:** To know the application of cost accounting in determination of labour cost.

### **Course: 6: Advanced Costing Paper II**

**CO01:** To Understand different methods of absorption of overheads.

**CO02:** To Understand meaning of activity based costing and its practical application.

### **Course: 7: Advanced Accountancy Paper I**

**CO01:** To Understand the financial statements of banks

**CO02:** To know the accounting process on Tally with GST.

**Course: 8: Advanced Accountancy Paper II**

**CO01:** To Understand audit and types of audit, identify the residential status and its implication on tax liability.

**CO02:** To know the computation of income from various sources as well as total income.

**Course: 9: Advanced Costing Paper III**

**CO01:** To Understand the concepts of job and unit costing.

**CO02:** To know the application of Process costing and joint product and by product accounting.

**Course: 10: Advanced Costing Paper IV**

**CO01:** To know the concept and types of budgets and concept of budgetary control.

**CO02:** To Understand prospects of cost accounting standards.

**Course: 11: Advanced Accountancy Paper III**

**CO01:** To Understand the accounting situations of insurance claim.

**CO02:** To know the demonstrate accounting for farms and hire purchase systems.

**Course: 12: Advanced Accountancy Paper IV**

**CO01:** To understand the basic concepts of income tax and basis of charge

**CO02:** To know the basic Concepts about GST.

Step 4: Defining relation between Course Outcomes (COs) and POs/PSOs for each course to obtain overall CO mapping with each POs/PSOs. (Course Articulation Matrix)

In this step, CO's of each course are mapped with PO's & PSO's. A correlation is established between CO's and PO's / PSO's in the scale of 0 to 3. 0 if there is no correlation between CO's and PO's / PSO's, 1 being low, 2 being median and 3 being high.

For example, suppose Program XYZ (say) has 4 PO's & 4 PSO's. Then, course articulation matrix for a course – 1 (say) with two CO's is as follows.

**CO's – PO's & PSO's mapping matrix (1-low, 2-medium, 3-high, 0-No correlation)**

CO's	PO's/PSO's							
	PO1	PO2	PO3	PO4	PSO1	PSO2	PSO3	PSO4
CO 1.1	3	2	0	2	2	0	3	1
CO 1.2	1	3	1	3	2	1	2	0

In the same way we have course articulation matrices for all courses in that Program.

**CO's– PO's & PSO's mapping matrix (1-low,2-medium,3-high,0-Nocorrelation)**

CO's	PO's/PSO's							
	PO1	PO2	PO3	PO4	PSO1	PSO2	PSO3	PSO4
CO 1.1	3	2	0	2	2	0	3	1
CO 1.2	1	3	1	3	2	1	2	0
CO 2.1	3	2	1	2	3	0	2	1
CO 2.2	3	3	2	3	1	2	3	1
CO 3.1	3	2	1	3	0	3	2	1
CO 3.2	<b>1</b>	<b>0</b>	<b>2</b>	<b>2</b>	<b>0</b>	<b>2</b>	<b>0</b>	<b>2</b>
CO 4.1	2	2	3	1	1	2	0	2
CO 4.2	3	3	2	1	1	2	0	2
CO 5.1	3	2	1	2	2	1	1	2
CO 5.2	3	2	1	1	2	3	0	1
CO 6.1	1	1	2	3	3	3	2	2
CO 6.2	3	2	2	2	2	2	1	3
CO 7.1	2	1	2	2	3	2	1	2
CO 7.2	2	1	2	2	3	2	1	2
CO 8.1	3	2	2	0	2	2	3	2
CO 8.2	2	2	3	2	2	1	3	2
CO 9.1	3	1	1	2	0	2	0	0
CO9.2	3	1	3	2	1	2	3	0
CO10.1	1	2	1	2	3	2	1	0
CO10.2	1	0	2	2	2	3	0	1
CO11.1	0	1	2	1	2	1	2	2
CO11.2	1	1	1	1	0	3	0	2
CO12.1	2	2	1	1	3	0	2	2
CO12.2	3	3	2	1	0	2	0	2

Step 5: Development of overall CO's-PO's mapping matrix for all courses (Program Articulation Matrix).

The CO levels corresponding to each PO/PSO in course articulation matrix are averaged to obtain overall level of relation of course with each PO & PSO. For example, the overall relation of course – 1 (say) are reported the following matrix.

CO's	PO's/PSO's							
	PO1	PO2	PO3	PO4	PSO1	PSO2	PSO3	PSO4
CO 1.1	3	2	0	2	2	0	3	1
CO 1.2	1	3	1	3	2	1	2	0
Average ( $X_{1,..,l}$ )	2	2.5	0.5	2.5	2	0.5	2.5	0.5

Similarly, the overall level of relation of all the courses in the Program is established. These levels are reported in the matrix form and this matrix is called as the Program articulation matrix. For example, if the Program XYZ has 19 courses then the Program articulation matrix will be as follows.

**Program Articulation Matrix**

ID	Course name	$X_{i,..,1}$	$X_{i,..,2}$	$X_{i,..,3}$	$X_{i,..,4}$	$X_{i,..,5}$	$X_{i,..,6}$	$X_{i,..,7}$	$X_{i,..,8}$
$C_1$	Course_1	2	2.5	0.5	2.5	2	0.5	2.5	0.5
$C_2$	Course_2	3	2.5	1.5	2.5	2	1	2.5	1
$C_3$	Course_3	2	1	1.5	2.5	0	2.5	1	1.5
$C_4$	Course_4	2.5	2.5	2.5	1	1	2	0	2
$C_5$	Course_5	3	2	1	1.5	2	2	0.5	1.5
$C_6$	Course_6	2	1.5	2	2.5	2.5	2.5	1.5	2.5
$C_7$	Course_7	2	1	2	2	3	2	1	2
$C_8$	Course_8	2.5	2	2.5	1	2	1.5	3	2
$C_9$	Course_9	3	1	2	2	0.5	2	1.5	0
$C_{10}$	Course_10	1	1	1.5	2	2.5	2.5	0.5	0.5
$C_{11}$	Course_11	0.5	1	1.5	1	1	2	1	2
$C_{12}$	Course_12	2.5	2.5	1.5	1	1.5	1	1	2

Step 6: Methodology for measuring of Course Outcomes (CO's), Program Specific Outcomes (PSO's) and Program Outcomes (PO's) and setting up the target level.

In this step, methodology for measuring the attainment level of learning outcomes is defined and the target levels for the batch are defined.

➤ **Methodology for the attainment of learning outcomes for this year:**

Details of a Program:

- Name of the Program: XYZ
- Program has  $n_1$  PO's, say,  $PO_1, PO_2, \dots, PO_{n_1}$
- Program has  $n_2$  PSO's, say,  $PSO_1, PSO_2, \dots, PSO_{n_2}$

Let  $n = n_1 + n_2$ , total number of PO's and PSO's.

- For convenience, let us denote the PO's & PSO's  $PO_1, PO_2, \dots, PO_{n_1}, PSO_1, PSO_2, \dots, PSO_{n_2}$  by  $P_1, P_2, \dots, P_n$
- Program has  $m$  courses, say,  $C_1, C_2, \dots, C_m$
- Each course  $C_i$  has  $k$  course outcomes (CO's) denoted as  $CO_{i,1}, CO_{i,2}, \dots, CO_{i,k}$ ,  $i = 1, 2, \dots, m$ . and  $k$  represents the number of outcomes particularly that of course.

Course articulation matrices and Program articulation matrix are obtained as discussed in previous steps. Let  $X_{i,j,l}$  be the level of correlation of  $CO_{i,j}$  with  $P_l$  where,  $i = 1, 2, \dots, m$ ,  $j = 1, 2, \dots, k$ ,  $l = 1, 2, \dots, n$ . Then, the overall CO levels with PO's & PSO's of course  $C_i$  is computed as

$$X_{i,l} = \frac{1}{k} \sum_{j=1}^k X_{ijl}$$

Here  $k$  be the number of outcome in the average course taken.

➤ **Attainment of COs:**

The CO attainment levels are measured based on the results of the internal assessment and external examination conducted by the university. The CO attainment level based on internal assessment and external assessment are computed separately.

Attainment levels based on internal/external assessment method are defined as follows:

**Level 1:** Average of student marks belongs to the class 0% - 20% for that assessment method

**Level 2:** Average of student marks belongs to the class 20% - 40% for that assessment method

**Level 3:** Average of student marks belongs to the class 40% - 60% for that assessment method

**Level 4:** Average of student marks belongs to the class 60% - 80% for that assessment method

**Level 5:** Average of student marks belongs to the class 80%-100% for that assessment method

Let  $ALC_E$  and  $ALC_I$  be the CO attainment level of the course based on external assessment and internal assessment respectively. The overall CO attainment of the course is calculated by taking 100% weightage to external assessment.

$$ALC = ALC_E.$$

Let  $ALC_1, ALC_2, \dots, ALC_m$  be the attainment levels of the courses  $C_1, C_2, \dots, C_m$

respectively. The overall course attainment levels are categorized as below,

Level 1: Poor – if  $0 < ALC_i \leq 1$ ,

Level 2: Average – if  $1 < ALC_i \leq 2$ ,

Level 3: Good – if  $2 < ALC_i \leq 3$ ,

Level 4: Very Good – if  $3 < ALC_i \leq 4$ ,

Level 5: Excellent – if  $4 < ALC_i \leq 5$

For every course, we have set Good – Attained as target level that is we are aiming minimum level 3 (good) and how the course status is attained in the performance of abilities of students.

At the end we will have attainment levels of all the courses,

ID	Course name	$X_{i..l}$	Level	Status
$C_1$	Course_1	3	Good	Attained
$C_2$	Course_2	3	Good	Attained
$C_3$	Course_3	3	Good	Attained
$C_4$	Course_4	3	Good	Attained
$C_5$	Course_5	3	Good	Attained
$C_6$	Course_6	3	Good	Attained
$C_7$	Course_7	3	Good	Attained
$C_8$	Course_8	4	VeryGood	Attained
$C_9$	Course_9	3	Good	Attained
$C_{10}$	Course_10	3	Good	Attained
$C_{11}$	Course_11	3	Good	Attained
$C_{12}$	Course_12	3	Good	Attained

Step 7: Calculation of attainment levels of PO's and PSO's.

➤ **Attainment of PO's & PSO's:**

The attainment of PO's & PSO's are calculated using direct method. In direct method the attainment of PO's & PSO's are calculated through the attainment levels of courses. The course attainment values (  $ALC_i$ ,  $i = 1, 2, 3, \dots, m$ .) and the overall level of relation of course with each PO and PSO (  $X_{i..l}$ ,  $i = 1, 2, 3, \dots, m$ ,  $l = 1, 2, 3, \dots, n$ .) are used to compute direct attainment level of each PO and PSO.

**Direct Assessment:** Direct attainment level of the  $l^{th}$ , PO's & PSO's is calculated as follows.

$$DALP_l = \frac{1}{\sum_{i=1}^m ALC_i} \sum_{i=1}^m x_{i,l} * ALC_i, l=1,2,\dots,n.$$

ID	Coursename	ALCi	X <sub>i,,1</sub>	ALC <sub>i</sub> *X <sub>i,,1</sub>
C <sub>1</sub>	Course_1	3	2	6
C <sub>2</sub>	Course_2	3	3	9
C <sub>3</sub>	Course_3	3	2	6
C <sub>4</sub>	Course_4	3	2.5	7.5
C <sub>5</sub>	Course_5	3	3	9
C <sub>6</sub>	Course_6	3	2	6
C <sub>7</sub>	Course_7	3	2	6
C <sub>8</sub>	Course_8	4	2.5	10
C <sub>9</sub>	Course_9	3	3	9
C <sub>10</sub>	Course_10	3	1	3
C <sub>11</sub>	Course_11	3	0.5	1.5
C <sub>12</sub>	Course_12	3	2.5	7.5
Sum		37		80.5
				$DALP_l=80.5/37$
				2.1757

Similarly, we have to find attainment levels of all PO's and PSO's.

Sr.No.	ALC <sub>i</sub>	X <sub>i,,1</sub>	X <sub>i,,2</sub>	X <sub>i,,3</sub>	X <sub>i,,4</sub>	X <sub>i,,5</sub>	X <sub>i,,6</sub>	X <sub>i,,7</sub>	X <sub>i,,8</sub>
1	3	2	2.5	0.5	2.5	2	0.5	2.5	0.5
2	3	3	2.5	1.5	2.5	2	1	2.5	1
3	3	2	1	1.5	2.5	0	2.5	1	1.5
4	3	2.5	2.5	2.5	1	1	2	0	2
5	3	3	2	1	1.5	2	2	0.5	1.5
6	3	2	1.5	2	2.5	2.5	2.5	1.5	2.5
7	3	2	1	2	2	3	2	1	2
8	4	2.5	2	2.5	1	2	1.5	3	2
9	3	3	1	2	2	0.5	2	1.5	0
10	3	1	1	1.5	2	2.5	2.5	0.5	0.5
11	3	0.5	1	1.5	1	1	2	1	2
12	3	2.5	2.5	1.5	1	1.5	1	1	2
Sum	37	26	20.5	20	21.5	20	21.5	16	17.5

Sr.No.	$ALC_i^*$ $X_{i,,1}$	$ALC_i^*$ $X_{i,,2}$	$ALC_i^*$ $X_{i,,3}$	$ALC_i^*$ $X_{i,,4}$	$ALC_i^*$ $X_{i,,5}$	$ALC_i^*$ $X_{i,,6}$	$ALC_i^*$ $X_{i,,7}$	$ALC_i^*$ $X_{i,,8}$
1	6	7.5	1.5	7.5	6	1.5	7.5	1.5
2	9	7.5	4.5	7.5	6	3	7.5	3
3	6	3	4.5	7.5	0	7.5	3	4.5
4	7.5	7.5	7.5	3	3	6	0	6
5	9	6	3	4.5	6	6	1.5	4.5
6	6	4.5	6	7.5	7.5	7.5	4.5	7.5
7	6	3	6	6	9	6	3	6
8	10	8	10	4	8	6	12	8
9	9	3	6	6	1.5	6	4.5	0
10	3	3	4.5	6	7.5	7.5	1.5	1.5
11	1.5	3	4.5	3	3	6	3	6
12	7.5	7.5	4.5	3	4.5	3	3	6
Sum	80.5	63.5	62.5	65.5	62	66	51	54.5
$DALP_i$	2.1757	1.7162	1.6892	1.7703	1.6757	1.7838	1.3784	1.473

Step 8: Comparison of target level with obtained PO attainment.

In this step the target level of PO's and PSO's attainment are compared with obtained  $DALP_i$

Attainment levels are defined as stated below.

Level 1: Poor – if  $0 < ALC_i \leq 1$ ,

Level 2: Average – if  $1 < ALC_i \leq 1.5$ ,

Level 3: Good – if  $1.5 < ALC_i \leq 2$ ,

Level 4: Very Good – if  $2 < ALC_i \leq 2.5$ ,

Level 5: Excellent – if  $2.5 < ALC_i \leq 3$ .

For every PO's and PSO's, we have set level 3 as target level that is we are aiming minimum level 3 (good) in the performance of abilities of students.

Attainment level of all the POs and PSOs

Attainment level of all the Pos and PSOs

PO's	<i>DALP<sub>i</sub></i>	Level	Status
PO1	2.1757	Verygood	Attained
PO2	1.7162	Good	Attained
PO3	1.6892	Good	Attained
PO4	1.7703	Good	Attained
PSO1	1.6757	Good	Attained
PSO2	1.7838	Good	Attained
PSO3	1.3784	Average	Not Attained
PSO4	1.473	Average	Not Attained

$P_i$  attainment target level say, 3, indicates that, the department is aiming minimum level-3(good)in the performance of abilitiesof students.

